

As of Feb 28, 2025

<b>Type</b> Directional long short equity	<b>Structure</b> Alternative ETF	<b>Date Started</b> May 10, 2019	<b>Management Fee</b> 0.00%	<b>ATX NAV</b> \$27.03
<b>Investment Manager</b> Accelerate	<b>Distribution</b> n/a	<b>Exchange</b> TSX	<b>Currency</b> CAD	<b>Distribution Yield</b> n/a
<b>Risk Rating</b> Medium	<b>Performance Fee</b> 1/2 of outperformance above S&P/TSX 60 Total Return			

<b>1 Month</b> -1.0%	<b>3 Months</b> -0.3%	<b>YTD</b> -0.1%	<b>1 Year</b> 16.2%	<b>3 Years</b> 7.9%	<b>5 Years</b> 11.1%	<b>Inception</b> 9.7%
-------------------------	--------------------------	---------------------	------------------------	------------------------	-------------------------	--------------------------

## About the Fund

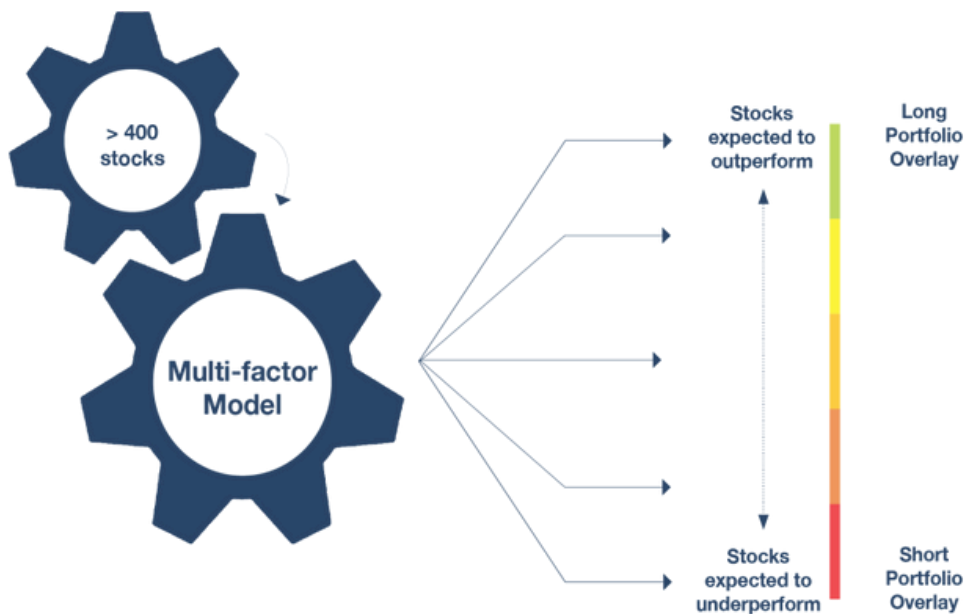
The Accelerate Canadian Long Short Equity Fund (TSX: ATX) is a systematic 150-50 long-short equity fund that seeks to outperform the S&P/TSX 60.

## Investment Objectives

- Outperform the broad Canadian equity index
- Provide volatility in-line with the broad Canadian equity index

## Investment Process

ATX targets consistent long-term capital appreciation with a compelling risk-adjusted rate of return. The fund utilizes Accelerate's proven multi-factor ranking system to construct a portfolio that is long the most attractive stocks and short the least attractive stocks in Canada. The portfolio is rebalanced on a monthly basis. The long portfolio is up to 150% of NAV and the short portfolio is up to -50% of NAV.



DISCLAIMER: Past performance is not indicative of future results. Performance is net of all estimated trading fees and performance fees. Investing involves varying degrees of risk and there can be no assurance that the future performance of any investment strategy will be profitable. This does not constitute investment advice. For a full list of securities, please go to [www.AccelerateShares.com](http://www.AccelerateShares.com).

As of Feb 28, 2025

## Monthly Returns

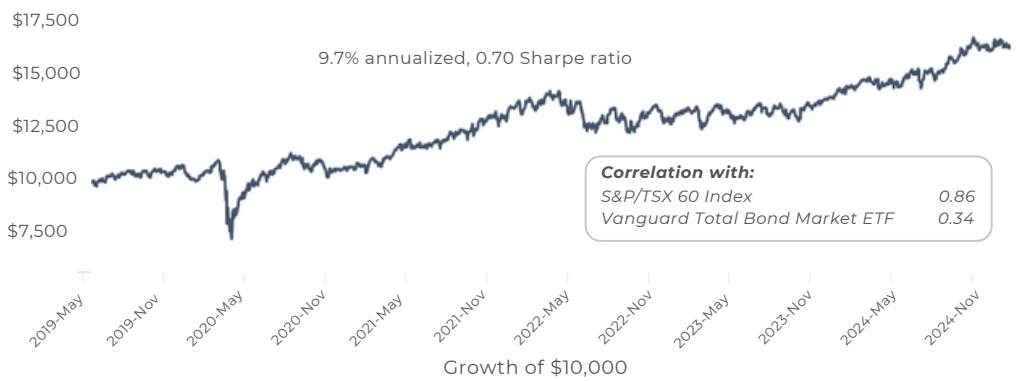
	Jan	Feb	Mar	Apr	May	Jun	Jul	Aug	Sept	Oct	Nov	Dec	YTD
<b>2025</b>	0.9%	-1.0%											-0.1%
<b>2024</b>	3.4%	1.3%	2.7%	-2.5%	2.9%	0.5%	3.9%	-0.1%	-0.1%	3.5%	4.8%	-0.2%	21.7%
<b>2023</b>	4.2%	-0.2%	-2.5%	4.9%	-6.9%	5.2%	2.9%	-1.9%	-1.5%	-2.3%	5.2%	2.9%	9.4%
<b>2022</b>	0.0%	0.6%	3.9%	-2.3%	-0.2%	-9.0%	4.7%	-0.9%	-5.7%	8.2%	3.1%	-6.1%	-5.0%
<b>2021</b>	-1.4%	3.4%	4.4%	3.6%	0.1%	1.5%	0.9%	2.7%	1.1%	3.2%	-1.3%	7.3%	28.3%
<b>2020</b>	3.6%	-2.8%	-13.4%	9.7%	7.5%	2.4%	4.5%	-1.3%	-1.6%	-5.0%	3.3%	0.4%	5.2%
<b>2019</b>					0.7%	1.2%	2.6%	0.7%	0.0%	-1.0%	2.7%	-6.2%	0.5%

## Overlay Characteristics

	Long	Short
Number of Securities	43	43
Average Market Cap (millions)	\$29,154	\$12,867
Beta	1.0	1.1
EBITDA / EV	11.0%	8.3%
FCF / EV	5.7%	-1.6%
12-Month Return	50.3%	9.3%
% of 52 Week High	93.9%	77.2%
Return on Capital	15.0%	3.5%
Gross Profits / Assets	5.4%	2.8%
50 DMA / 200 DMA	112.7%	96.8%
EPS Revisions	2.2%	-10.5%
Change in Shares	-0.8%	1.5%
Earnings Abnormal Return	4.3%	-1.7%

## Investment Growth

Time Period: May 10, 2019 to Feb 28, 2025

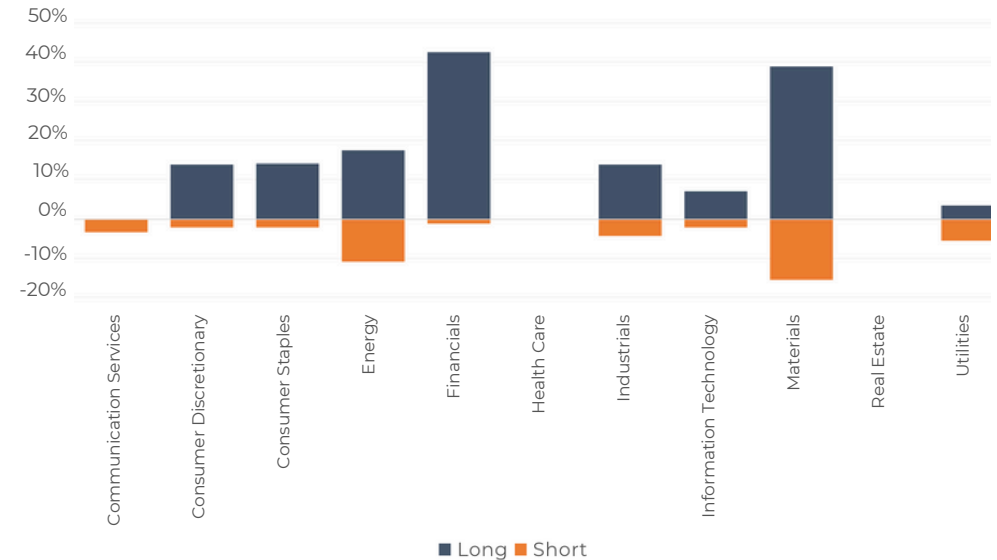


## Top 10 Long

### Weight

Celestica Inc	3.6%
Alamos Gold Inc	3.6%
Great-West Lifeco Inc	3.6%
iA Financial Corp Inc	3.6%
Sun Life Financial Inc	3.6%
Definity Financial Corp	3.6%
IAMGOLD Corp	3.6%
Power Corp of Canada	3.6%
Kinross Gold Corp	3.6%
CES Energy Solutions Corp	3.6%

## Overlay Weightings



## Top 10 Short

### Weight

MAG Silver Corp	-1.2%
Barrick Gold Corp	-1.2%
Endeavour Silver Corp	-1.1%
Algonquin Power & Utilities Co	-1.1%
Innergex Renewable Energy Inc	-1.1%
North American Construction Group Ltd	-1.1%
Parkland Corp	-1.1%
Aya Gold & Silver Inc	-1.1%
Kinaxis Inc	-1.1%
NexGen Energy Ltd	-1.1%

DISCLAIMER: Past performance is not indicative of future results. Performance is net of all estimated trading fees and performance fees. Investing involves varying degrees of risk and there can be no assurance that the future performance of any investment strategy will be profitable. This does not constitute investment advice. For a full list of securities, please go to [www.AccelerateShares.com](http://www.AccelerateShares.com).