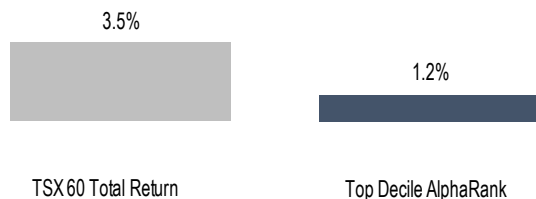


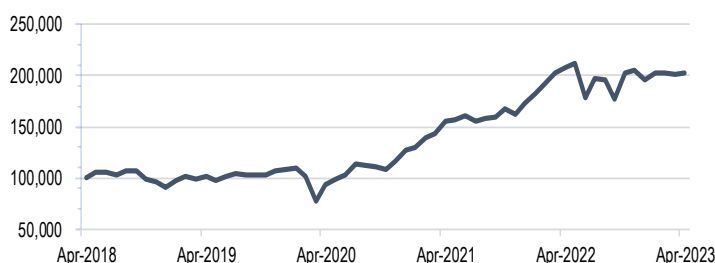


Accelerate *Alpha Rank* - Top Stocks Canada

Past Month Performance of Top Decile *Alpha Rank* Portfolio



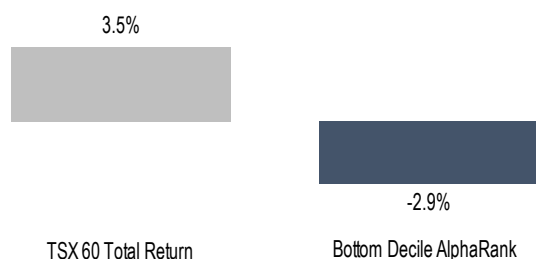
Growth of 100K in Top Decile *Alpha Rank* Portfolio over 5 Years



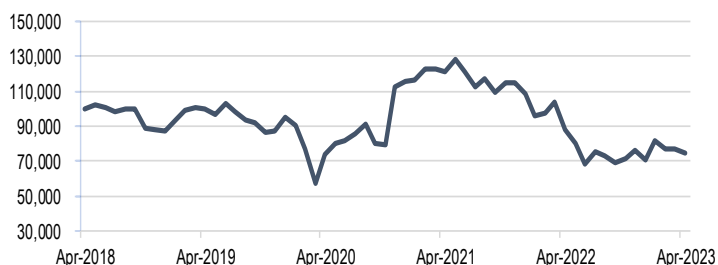
Company	<i>Alpha Rank</i> *	Value	Quality	Price Momentum	Operating Momentum	Trend
HPS.A	Hammond Power Solutions Inc	99.9				
PXT	Parex Resources Inc	99.0				
OLY	Olympia Financial Group Inc	98.7				
RUS	Russel Metals Inc	98.5				
NOA	North American Construction Group	98.2				
IMO	Imperial Oil Ltd	97.5				
NVA	NuVista Energy Ltd	97.5				
DPM	Dundee Precious Metals Inc	97.4				
ARX	ARC Resources Ltd	96.6				
FTT	Finning International Inc	96.5				

Accelerate *Alpha Rank* - Bottom Stocks Canada

Past Month Performance of Bottom Decile *Alpha Rank* Portfolio



Growth of 100K in Bottom Decile *Alpha Rank* Portfolio over 5 Years



Company	<i>Alpha Rank</i> *	Value	Quality	Price Momentum	Operating Momentum	Trend
FL	Frontier Lithium	1.5				
SLI	Standard Lithium Ltd	1.6				
ISO	IsoEnergy Ltd	1.8				
HUT	Hut 8 Mining Corp	2.4				
LAC	Lithium Americas Corp	3.4				
LSPD	Lightspeed Commerce Inc	3.7				
URC	Uranium Royalty Corp	4.4				
AMC	Arizona Metals Corp	4.4				
GLXY	Galaxy Digital Holdings Ltd	4.7				
NB	Niocorp Developments Ltd	6.0				

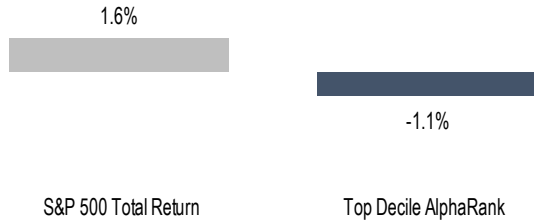
* AlphaRank is exclusively produced by Accelerate Financial Technologies Inc. ("Accelerate"). AlphaRank represents Accelerate's equity ranking according to its proprietary multi-factor model. AlphaRank assigns a numeric value from zero (bottom ranked) to 100 (top ranked) based on selected predictive factors. Visit AccelerateShares.com for more information.

Disclaimer: This research does not constitute investment, legal or tax advice. Data provided in this research should not be viewed as a recommendation or solicitation of an offer to buy or sell any securities or investment strategies. The information in this research is based on current market conditions and may fluctuate and change in the future. No representation or warranty, expressed or implied, is made on behalf of Accelerate as to the accuracy or completeness of the information contained herein. Accelerate does not accept any liability for any direct, indirect or consequential loss or damage suffered by any person as a result of relying on all or any part of this research and any liability is expressly disclaimed. Past performance is not indicative of future results.

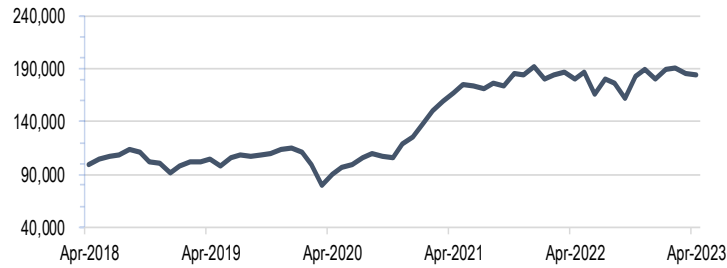


Accelerate Alpha Rank - Top Stocks US

Past Month Performance of Top Decile Alpha Rank Portfolio



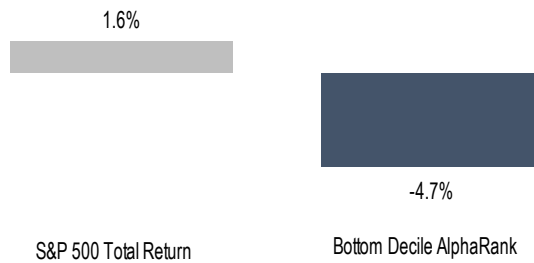
Growth of 100K in Top Decile Alpha Rank Portfolio over 5 Years



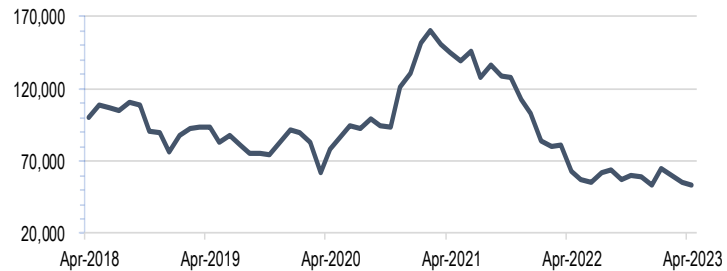
Company	Alpha Rank*	Value	Quality	Price Momentum	Operating Momentum	Trend
ARCT	Arcturus Therapeutics Hold Inc	100.0				
BLDR	Builders FirstSource Inc	100.0				
MHO	M/I Homes Inc	99.9				
TMHC	Taylor Morrison Home Corp	99.9				
GPOR	Gulfport Energy Corp	99.9				
WNC	Wabash National Corp	99.8				
SCPL	Sciplay Corp	99.8				
CVLG	Covenant Logistics Group Inc	99.8				
UPBD	Rent-A-Center Inc/TX	99.7				
CAH	Cardinal Health Inc	99.7				

Accelerate Alpha Rank - Bottom Stocks US

Past Month Performance of Bottom Decile Alpha Rank Portfolio



Growth of 100K in Bottom Decile Alpha Rank Portfolio over 5 Years



Company	Alpha Rank*	Value	Quality	Price Momentum	Operating Momentum	Trend
ATRA	Atara Biotherapeutics Inc	0.0				
MGTX	Meiragx Holdings	0.1				
RLYB	Rallybio Corp	0.1				
SPCE	Virgin Galactic Holdings Inc	0.1				
ALXO	Alx Oncology Holdi Inc	0.1				
IGMS	Igm Biosciences Inc	0.2				
ENTA	Enanta Pharmaceuticals Inc	0.2				
ACET	Adicet Bio Inc	0.2				
PMVP	Pmv Pharmaceuticals Inc	0.3				
CARA	Cara Therapeutics Inc	0.3				

* AlphaRank is exclusively produced by Accelerate Financial Technologies Inc. ("Accelerate"). AlphaRank represents Accelerate's equity ranking according to its proprietary multi-factor model. AlphaRank assigns a numeric value from zero (bottom ranked) to 100 (top ranked) based on selected predictive factors. Visit AccelerateShares.com for more information.
 Disclaimer: This research does not constitute investment, legal or tax advice. Data provided in this research should not be viewed as a recommendation or solicitation of an offer to buy or sell any securities or investment strategies. The information in this research is based on current market conditions and may fluctuate and change in the future. No representation or warranty, expressed or implied, is made on behalf of Accelerate as to the accuracy or completeness of the information contained herein. Accelerate does not accept any liability for any direct, indirect or consequential loss or damage suffered by any person as a result of relying on all or any part of this research and any liability is expressly disclaimed. Past performance is not indicative of future results.