

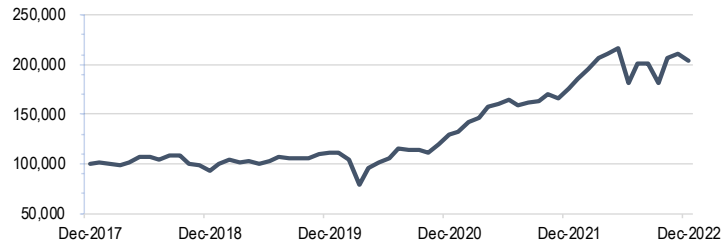


## Accelerate **Alpha Rank** - Top Stocks Canada

Past Month Performance of Top Decile *Alpha Rank* Portfolio




Growth of 100K in Top Decile *Alpha Rank* Portfolio over 5 Years



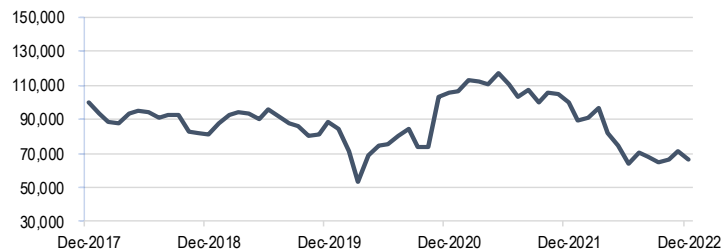
Company	<i>Alpha Rank</i> *	Value	Quality	Price Momentum	Operating Momentum	Trend
HPSA	Hammond Power Solutions Inc	99.8				
TXG	Torex Gold Resources Inc	99.7				
PSI	Pason Systems Inc	99.6				
IPCO	International Petroleum Corp	99.4				
DOO	BRP Inc	99.1				
NVA	NuVista Energy Ltd	99.0				
ARX	ARC Resources Ltd	98.7				
STLC	Stelco Holdings Inc	98.7				
TOT	Total Energy Services Inc	98.3				
ALV	Alvopetro Energy Ltd	98.0				

## Accelerate **Alpha Rank** - Bottom Stocks Canada

Past Month Performance of Bottom Decile *Alpha Rank* Portfolio



Growth of 100K in Bottom Decile *Alpha Rank* Portfolio over 5 Years



Company	<i>Alpha Rank</i> *	Value	Quality	Price Momentum	Operating Momentum	Trend
ZEN	Zentek Ltd	2.3				
LAC	Lithium Americas Corp	3.3				
NFI	NFI Group Inc	4.3				
ISO	IsoEnergy Ltd	4.6				
SKE	Skeena Resources Ltd	4.8				
BOS	AirBoss of America Corp	5.2				
LSPD	Lightspeed Commerce Inc	5.6				
GRA	NanoXplore Inc	6.0				
NFG	New Found Gold Corp	6.3				
SLI	Standard Lithium Ltd	6.7				

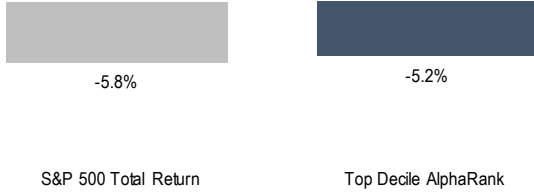
\* AlphaRank is exclusively produced by Accelerate Financial Technologies Inc. ("Accelerate"). AlphaRank represents Accelerate's equity ranking according to its proprietary multi-factor model. AlphaRank assigns a numeric value from zero (bottom ranked) to 100 (top ranked) based on selected predictive factors. Visit AccelerateShares.com for more information.

Disclaimer: This research does not constitute investment, legal or tax advice. Data provided in this research should not be viewed as a recommendation or solicitation of an offer to buy or sell any securities or investment strategies. The information in this research is based on current market conditions and may fluctuate and change in the future. No representation or warranty, expressed or implied, is made on behalf of Accelerate as to the accuracy or completeness of the information contained herein. Accelerate does not accept any liability for any direct, indirect or consequential loss or damage suffered by any person as a result of relying on all or any part of this research and any liability is expressly disclaimed. Past performance is not indicative of future results.

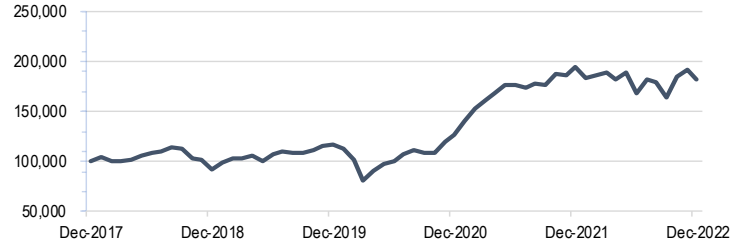


## Accelerate *Alpha Rank* - Top Stocks US

Past Month Performance of Top Decile *Alpha Rank* Portfolio



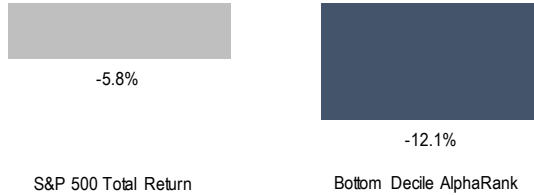
Growth of 100K in Top Decile *Alpha Rank* Portfolio over 5 Years



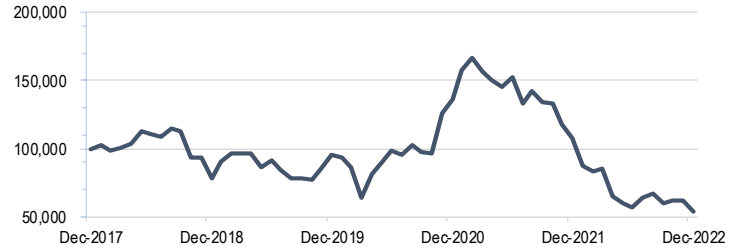
Company	<i>Alpha Rank</i> *	Value	Quality	Price Momentum	Operating Momentum	Trend
DDS	Dillard's Inc	100.0				
TH	Target Hospitality Corp	100.0				
MUSA	Murphy USA Inc	99.9				
WIRE	Encore Wire Corp	99.9				
SCPL	Sciplay Corp	99.9				
NUE	Nucor Corp	99.9				
MCFT	MasterCraft Boat Holdings Inc	99.8				
PRDO	Perdoceo Education Corp	99.8				
ALSN	Allison Transmission Holdings	99.7				
SLVM	Sylvamo Corp	99.7				

## Accelerate *Alpha Rank* - Bottom Stocks US

Past Month Performance of Bottom Decile *Alpha Rank* Portfolio



Growth of 100K in Bottom Decile *Alpha Rank* Portfolio over 5 Years



Company	<i>Alpha Rank</i> *	Value	Quality	Price Momentum	Operating Momentum	Trend
ATRA	Atara Biotherapeutics Inc	0.0				
AFRM	Affirm Holdings Inc	0.1				
CCCC	C4 Therapeutics Inc	0.1				
PHAT	Phathom Pharma Inc	0.1				
GRTS	Gritstone Bio Inc	0.1				
MRTX	Mirati Therapeutics Inc	0.2				
SANA	Sana Biotechnology Inc	0.2				
RIOT	Riot Blockchain Inc	0.2				
GOSS	Gossamer Bio Inc	0.3				
ARVN	Arvinas Inc	0.3				

\* AlphaRank is exclusively produced by Accelerate Financial Technologies Inc. ("Accelerate"). AlphaRank represents Accelerate's equity ranking according to its proprietary multi-factor model. AlphaRank assigns a numeric value from zero (bottom ranked) to 100 (top ranked) based on selected predictive factors. Visit AccelerateShares.com for more information.

Disclaimer: This research does not constitute investment, legal or tax advice. Data provided in this research should not be viewed as a recommendation or solicitation of an offer to buy or sell any securities or investment strategies. The information in this research is based on current market conditions and may fluctuate and change in the future. No representation or warranty, expressed or implied, is made on behalf of Accelerate as to the accuracy or completeness of the information contained herein. Accelerate does not accept any liability for any direct, indirect or consequential loss or damage suffered by any person as a result of relying on all or any part of this research and any liability is expressly disclaimed. Past performance is not indicative of future results.