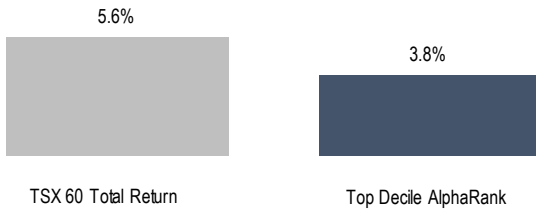




## Accelerate *Alpha Rank* - Top Stocks Canada

### Past Month Performance of Top Decile *Alpha Rank* Portfolio




### Growth of 100K in Top Decile *Alpha Rank* Portfolio over 5 Years



Company	<i>Alpha Rank</i> *	Value	Quality	Price Momentum	Operating Momentum	Trend
IPCO	International Petroleum Corp	99.9				
IMO	Imperial Oil Ltd	99.6				
HPS.A	Hammond Power Solutions Inc	99.5				
PSI	Pason Systems Inc	99.4				
NVA	NuVista Energy Ltd	99.1				
ARX	ARC Resources Ltd	98.9				
ALV	Alvopetro Energy Ltd	98.9				
WN	George Weston Ltd	98.8				
TOU	Tourmaline Oil Corp	98.4				
TXG	Torex Gold Resources Inc	98.0				

## Accelerate *Alpha Rank* - Bottom Stocks Canada

### Past Month Performance of Bottom Decile *Alpha Rank* Portfolio



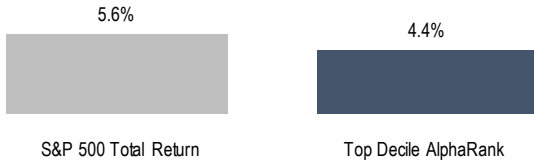
### Growth of 100K in Bottom Decile *Alpha Rank* Portfolio over 5 Years



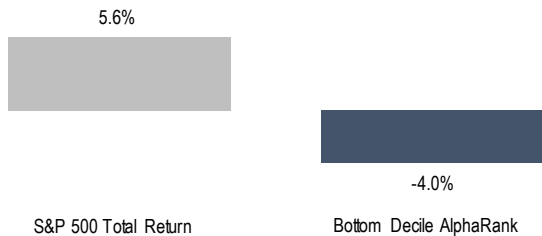
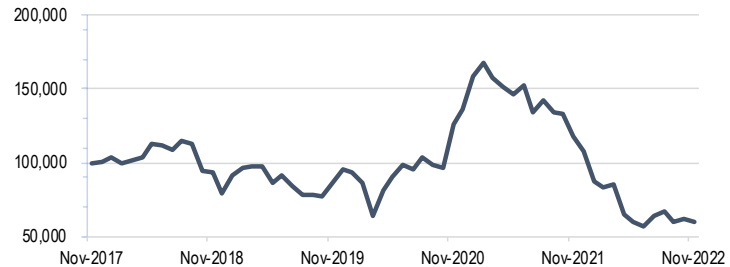
Company	<i>Alpha Rank</i> *	Value	Quality	Price Momentum	Operating Momentum	Trend
SKE	Skeena Resources Ltd	2.1				
NFI	NFI Group Inc	4.2				
BOS	AirBoss of America Corp	4.9				
HIVE	Hive Blockchain Technlgs Ltd	4.9				
GRA	NanoXplore Inc	5.0				
SIL	SilverCrest Metals Inc	5.1				
ISO	IsoEnergy Ltd	5.5				
GLXY	Galaxy Digital Holdings Ltd	5.7				
LAC	Lithium Americas Corp	5.9				
LSPD	Lightspeed Commerce Inc	6.5				

\* *Alpha Rank* is exclusively produced by Accelerate Financial Technologies Inc. ("Accelerate"). *Alpha Rank* represents Accelerate's equity ranking according to its proprietary multi-factor model. *Alpha Rank* assigns a numeric value from zero (bottom ranked) to 100 (top ranked) based on selected predictive factors. Visit AccelerateShares.com for more information.

Disclaimer: This research does not constitute investment, legal or tax advice. Data provided in this research should not be viewed as a recommendation or solicitation of an offer to buy or sell any securities or investment strategies. The information in this research is based on current market conditions and may fluctuate and change in the future. No representation or warranty, expressed or implied, is made on behalf of Accelerate as to the accuracy or completeness of the information contained herein. Accelerate does not accept any liability for any direct, indirect or consequential loss or damage suffered by any person as a result of relying on all or any part of this research and any liability is expressly disclaimed. Past performance is not indicative of future results.

Accelerate *Alpha Rank* - Top Stocks USPast Month Performance of Top Decile *Alpha Rank* PortfolioGrowth of 100K in Top Decile *Alpha Rank* Portfolio over 5 Years

Company	<i>Alpha Rank</i> *	Value	Quality	Price Momentum	Operating Momentum	Trend
ERF Enerplus Corp	100.0					
DDS Dillard's Inc	100.0					
CRC California Resources Corp	99.9					
TH Target Hospitality Corp	99.9					
MRO Marathon Oil Corp	99.9					
WIRE Encore Wire Corp	99.8					
SCPL Sciplay Corp	99.8					
CF CF Industries Holdings Inc	99.8					
PRDO Perdoceo Education Corp	99.7					
MUSA Murphy USA Inc	99.7					

Accelerate *Alpha Rank* - Bottom Stocks USPast Month Performance of Bottom Decile *Alpha Rank* PortfolioGrowth of 100K in Bottom Decile *Alpha Rank* Portfolio over 5 Years

Company	<i>Alpha Rank</i> *	Value	Quality	Price Momentum	Operating Momentum	Trend
ATRA Atara Biotherapeutics Inc	0.0					
ZYME Zymeworks Inc	0.1					
UPST Upstart Holdings Inc	0.1					
SGMO Sangamo Therapeutics Inc	0.1					
LMND Lemonade Inc	0.1					
ABSI Absci Corp	0.2					
GRTS Gritstone Bio Inc	0.2					
CVNA Carvana Co	0.2					
SANA Sana Biotechnology Inc	0.3					
BLBD Blue Bird Corp	0.3					

\* *Alpha Rank* is exclusively produced by Accelerate Financial Technologies Inc. ("Accelerate"). *Alpha Rank* represents Accelerate's equity ranking according to its proprietary multi-factor model. *Alpha Rank* assigns a numeric value from zero (bottom ranked) to 100 (top ranked) based on selected predictive factors. Visit AccelerateShares.com for more information.

Disclaimer: This research does not constitute investment, legal or tax advice. Data provided in this research should not be viewed as a recommendation or solicitation of an offer to buy or sell any securities or investment strategies. The information in this research is based on current market conditions and may fluctuate and change in the future. No representation or warranty, expressed or implied, is made on behalf of Accelerate as to the accuracy or completeness of the information contained herein. Accelerate does not accept any liability for any direct, indirect or consequential loss or damage suffered by any person as a result of relying on all or any part of this research and any liability is expressly disclaimed. Past performance is not indicative of future results.