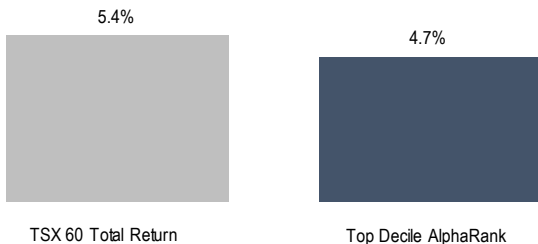


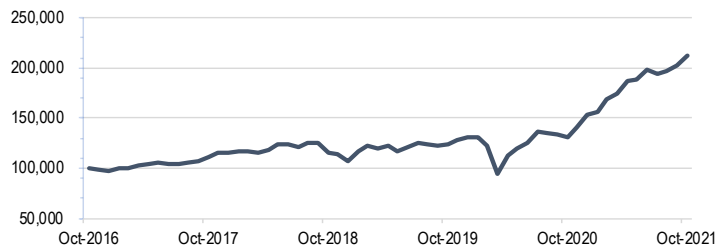


Accelerate *Alpha Rank* - Top Stocks Canada

Past Month Performance of Top Decile *Alpha Rank* Portfolio



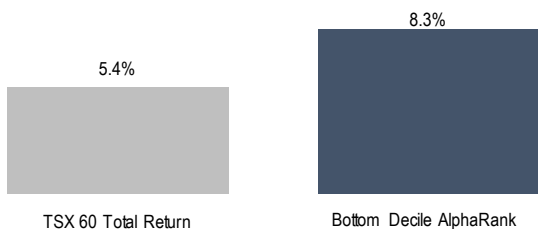
Growth of 100K in Top Decile *Alpha Rank* Portfolio over 5 Years



| Company | <i>Alpha Rank</i> * | Value | Quality | Price Momentum | Operating Momentum | Trend |
|---------|-----------------------------|-------|---------|----------------|--------------------|-------|
| NVA | NuVista Energy Ltd | 99.6 | | | | |
| TSL | Tree Island Steel Ltd | 99.5 | | | | |
| SU | Suncor Energy Inc | 99.0 | | | | |
| CF | Canaccord Genuity Group Inc | 98.8 | | | | |
| BIR | Birchcliff Energy Ltd | 98.6 | | | | |
| GCG.A | Guardian Capital Group Ltd | 98.3 | | | | |
| ATZ | Aritzia Inc | 97.9 | | | | |
| L | Loblaw Cos Ltd | 97.8 | | | | |
| DOO | BRP Inc | 97.6 | | | | |
| BTE | Baytex Energy Corp | 97.4 | | | | |

Accelerate *Alpha Rank* - Bottom Stocks Canada

Past Month Performance of Bottom Decile *Alpha Rank* Portfolio



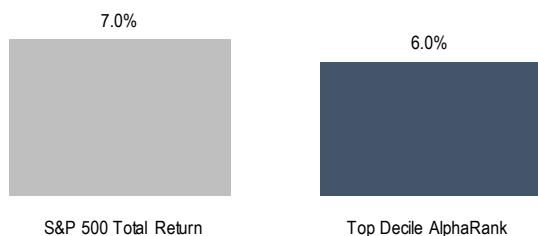
Growth of 100K in Bottom Decile *Alpha Rank* Portfolio over 5 Years



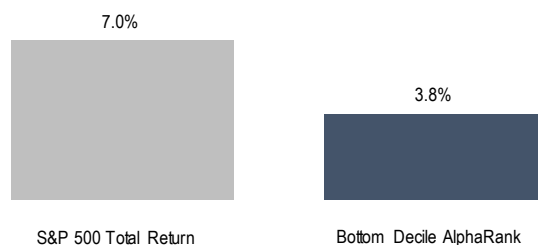
| Company | <i>Alpha Rank</i> * | Value | Quality | Price Momentum | Operating Momentum | Trend |
|---------|-----------------------------|-------|---------|----------------|--------------------|-------|
| HEXO | Hexo Corp | 0.4 | | | | |
| MDNA | Medicenna Therapeutics Corp | 0.8 | | | | |
| BU | Burcon NutraScience Corp | 1.8 | | | | |
| XBC | Xebec Adsorption Inc | 2.0 | | | | |
| PPTA | Perpetua Resources Corp | 2.5 | | | | |
| NVO | Novo Resources Corp | 3.0 | | | | |
| SIL | SilverCrest Metals Inc | 3.4 | | | | |
| MARI | Marimaca Copper Corp | 3.8 | | | | |
| GOLD | GoldMining Inc | 4.2 | | | | |
| BCM | Bear Creek Mining Corp | 4.4 | | | | |

* AlphaRank is exclusively produced by Accelerate Financial Technologies Inc. ("Accelerate"). AlphaRank represents Accelerate's equity ranking according to its proprietary multi-factor model. AlphaRank assigns a numeric value from zero (bottom ranked) to 100 (top ranked) based on selected predictive factors. Visit AccelerateShares.com for more information.

Disclaimer: This research does not constitute investment, legal or tax advice. Data provided in this research should not be viewed as a recommendation or solicitation of an offer to buy or sell any securities or investment strategies. The information in this research is based on current market conditions and may fluctuate and change in the future. No representation or warranty, expressed or implied, is made on behalf of Accelerate as to the accuracy or completeness of the information contained herein. Accelerate does not accept any liability for any direct, indirect or consequential loss or damage suffered by any person as a result of relying on all or any part of this research and any liability is expressly disclaimed. Past performance is not indicative of future results.

Accelerate *Alpha Rank* - Top Stocks USPast Month Performance of Top Decile *Alpha Rank* PortfolioGrowth of 100K in Top Decile *Alpha Rank* Portfolio over 5 Years

| Company | <i>Alpha Rank</i> * | Value | Quality | Price Momentum | Operating Momentum | Trend |
|---------|-------------------------------|-------|---------|----------------|--------------------|-------|
| WLL | Whiting Petroleum Corp | 100.0 | | | | |
| WIRE | Encore Wire Corp | 100.0 | | | | |
| AN | AutoNation Inc | 99.9 | | | | |
| BXC | BlueLinx Holdings Inc | 99.9 | | | | |
| DFIN | Donnelley Financial Solutions | 99.9 | | | | |
| SGH | Smart Global Holdings Inc | 99.9 | | | | |
| APA | APA Corp | 99.8 | | | | |
| CATO | Cato Corp/The | 99.8 | | | | |
| AZO | AutoZone Inc | 99.8 | | | | |
| KFRC | Kforce Inc | 99.8 | | | | |

Accelerate *Alpha Rank* - Bottom Stocks USPast Month Performance of Bottom Decile *Alpha Rank* PortfolioGrowth of 100K in Bottom Decile *Alpha Rank* Portfolio over 5 Years

| Company | <i>Alpha Rank</i> * | Value | Quality | Price Momentum | Operating Momentum | Trend |
|---------|--------------------------------|-------|---------|----------------|--------------------|-------|
| HARP | Harpoon Therapeutics | 0.0 | | | | |
| SYRS | Syros Pharmaceuticals Inc | 0.1 | | | | |
| ARCT | Arcturus Therapeutics Hold Inc | 0.1 | | | | |
| WVE | Wave Life Sciences Ltd | 0.1 | | | | |
| INO | Inovio Pharmaceuticals Inc | 0.1 | | | | |
| AGTC | Applied Genetic Technologies | 0.2 | | | | |
| HGEN | Humanigen Inc | 0.2 | | | | |
| AFIB | Acutus Medical Inc | 0.2 | | | | |
| CTMX | Cytomx Therapeutics Inc | 0.2 | | | | |
| SOLO | ElectraMeccanica Vehicles Corp | 0.3 | | | | |

* AlphaRank is exclusively produced by Accelerate Financial Technologies Inc. ("Accelerate"). AlphaRank represents Accelerate's equity ranking according to its proprietary multi-factor model. AlphaRank assigns a numeric value from zero (bottom ranked) to 100 (top ranked) based on selected predictive factors. Visit AccelerateShares.com for more information.

Disclaimer: This research does not constitute investment, legal or tax advice. Data provided in this research should not be viewed as a recommendation or solicitation of an offer to buy or sell any securities or investment strategies. The information in this research is based on current market conditions and may fluctuate and change in the future. No representation or warranty, expressed or implied, is made on behalf of Accelerate as to the accuracy or completeness of the information contained herein. Accelerate does not accept any liability for any direct, indirect or consequential loss or damage suffered by any person as a result of relying on all or any part of this research and any liability is expressly disclaimed. Past performance is not indicative of future results.