

ACCELERATE ENHANCED CANADIAN BENCHMARK ALTERNATIVE FUND



TSX **ATSX**

QUICK FACTS

Type:
Alpha + beta

Structure
Alternative ETF

Date started:
May 10, 2019

Management Fee:
0.00%

Performance Fee / Hurdle:
1/2 of outperformance above S&P/ TSX 60 Total Return

Investment Manager:
Accelerate Financial Technologies Inc.

Distribution:
\$0.10 per quarter

Exchange:
TSX

Currency:
CAD

Risk-Rating:
Medium

As of March 31, 2021

ATSX NAV:
\$21.72

Distribution Yield:
1.84%

About the Fund

The Accelerate Enhanced Canadian Benchmark Alternative Fund (TSX: ATSX) provides combined exposure to the S&P/ TSX 60 plus a long-short Canadian equity overlay portfolio designed to add outperformance above the broad Canadian equity index.

Investment Objectives

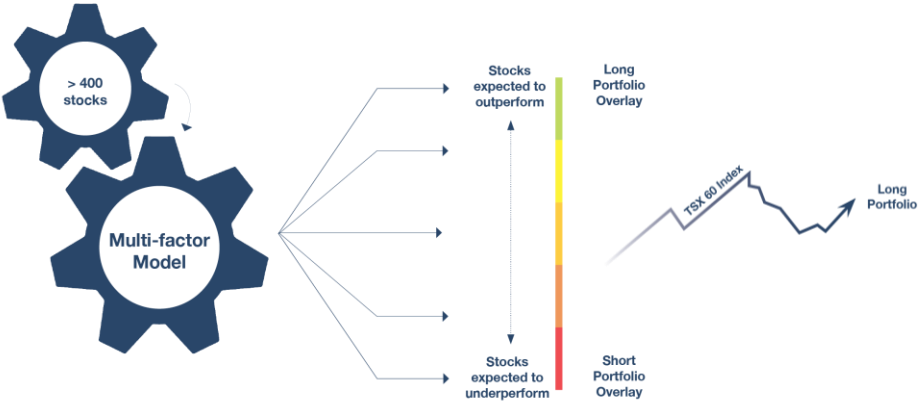
- Outperform the broad Canadian equity index
- Provide volatility in-line with the broad Canadian equity index

Investment Process

In addition to providing exposure to the broad Canadian equity index, either through derivatives, ETFs or the underlying equities, ATSX holds a diversified, long-short equity overlay portfolio of Canadian equities.

To select the long-short overlay portfolio, ATSX utilizes a systematic, propriety multi-factor model to sort and rank all liquid Canadian stocks based on five principal factors:

- Value
- Quality
- Price Momentum
- Operating Momentum
- Trend



The Fund goes long a portfolio of the highest expected return stocks selected from the top decile ranking from the multi-factor model while going short a portfolio of the lowest expected return stocks selected from the bottom decile ranking. The portfolio is rebalanced on a monthly basis. The long portfolio is up to 50% of NAV and the short portfolio is up to -50% of NAV.



info@accelerateshares.com
www.accelerateshares.com
1-855-892-0740

ACCELERATE ENHANCED CANADIAN BENCHMARK ALTERNATIVE FUND



TSX
ATSX

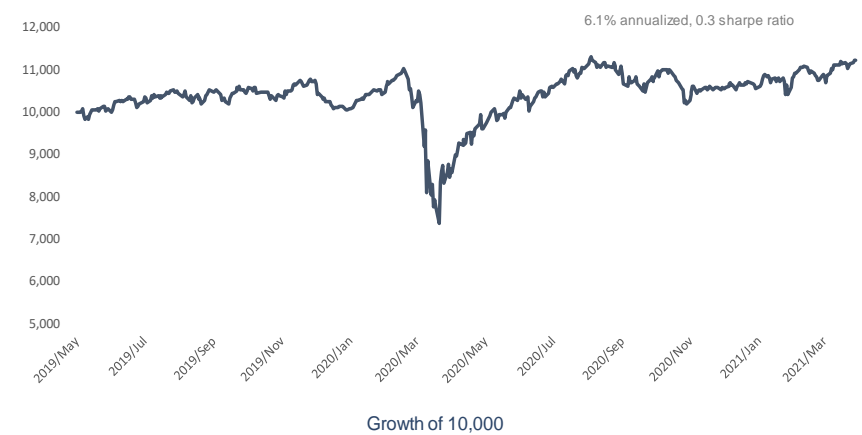
Overlay Characteristics

As of March 31, 2021	Long	Short
Number of Securities	43	44
Average Market Cap (millions)	\$5,275	\$6,970
Beta	1.1	1.2
EBITDA/ EV	15.9%	3.6%
FCF/ EV	10.6%	-0.7%
12-Month Return	130.9%	73.6%
% of 52 Week High	89.9%	84.0%
Return on Capital	17.6%	-2.3%
Gross Profits/ Assets	6.8%	1.8%
50 DMA/ 200 DMA	117.4%	111.4%
EPS Revisions	1.5%	-3.2%
Change in Shares	-2.2%	6.8%
Earnings Abnormal Return	4.0%	0.5%

Performance as of March 31, 2021

	1 month	3 months	YTD	1 Year	3 Years	Since Inception
Fund NAV	4.4%	6.4%	6.4%	28.2%	n/a	6.1%

Accelerate Enhanced Canadian Benchmark Historical Track Record

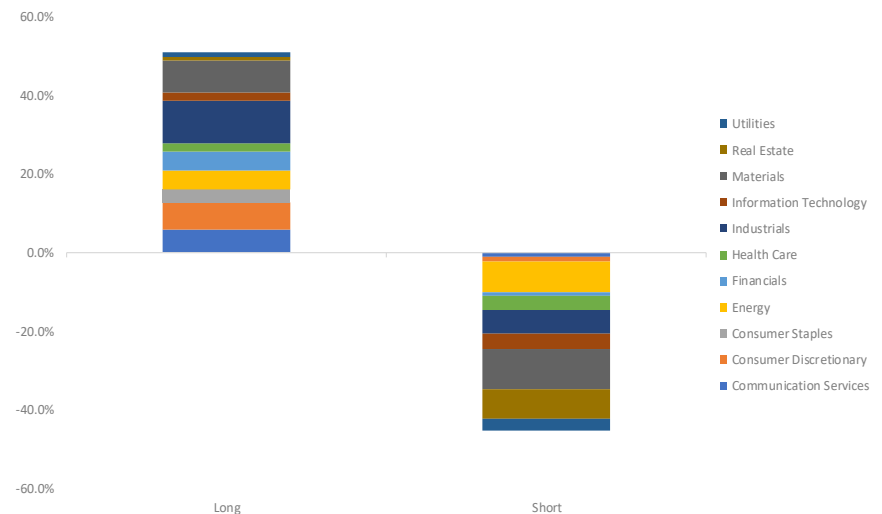


DISCLAIMER: Past performance is not indicative of future results. Performance is net of all estimated trading fees and performance fees. Investing involves varying degrees of risk and there can be no assurance that the future performance of any investment strategy will be profitable. This does not constitute investment advice.

Top 10 Long	Weight
S&P / TSX 60 Index Futures	81.9%
iShares S&P/TSX 60 Index ETF	16.6%
Corus Entertainment Inc	2.3%
BRP Inc	1.3%
CanWell Building Materials Grou	1.3%
AGF Management Ltd	1.3%
West Fraser Timber Co Ltd	1.3%
IBI Group Inc	1.2%
Hardwoods Distribution Inc	1.2%
TFI International Inc	1.2%

Overlay Weightings As of March 31, 2021

Top 10 Short	Weight
Aimia Inc	-1.2%
Sienna Senior Living Inc	-1.2%
AltaGas Ltd	-1.1%
Summit Industrial Income REIT	-1.1%
First Capital Real Estate Inve	-1.1%
Chartwell Retirement Residence	-1.1%
Lightspeed POS Inc	-1.1%
Extencare Inc	-1.1%
RioCan Real Estate Investment	-1.1%
Ritchie Bros Auctioneers Inc	-1.1%



For a full list of securities, please go to www.AccelerateShares.com



info@accelerateshares.com
www.accelerateshares.com
1-855-892-0740