



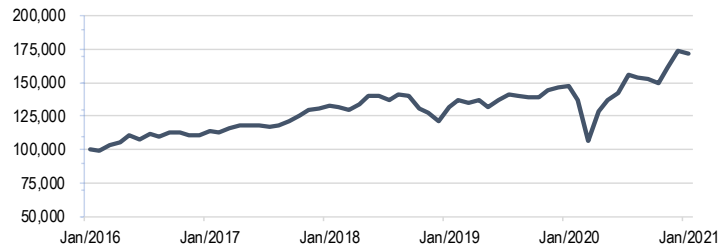
February 2021

Accelerate *Alpha Rank* - Top Stocks Canada

Past Month Performance of Top Decile *Alpha Rank* Portfolio



Growth of 100K in Top Decile *Alpha Rank* Portfolio over 5 Years



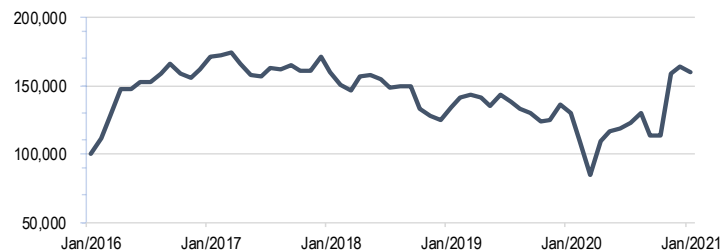
Company	<i>Alpha Rank</i> *	Value	Quality	Price Momentum	Operating Momentum	Trend
IFP Interfor Corp	100.0					
TBL Taiga Building Products Ltd	100.0					
WFG West Fraser Timber Co Ltd	99.9					
AHC Apollo Healthcare Corp	99.5					
CFP Canfor Corp	99.4					
XTC Exco Technologies Ltd	99.3					
ZZZ Sleep Country Canada Holdings	98.8					
PFB PFB Corp	98.6					
LNR Linamar Corp	98.4					
DOO BRP Inc	98.3					

Accelerate *Alpha Rank* - Bottom Stocks Canada

Past Month Performance of Bottom Decile *Alpha Rank* Portfolio



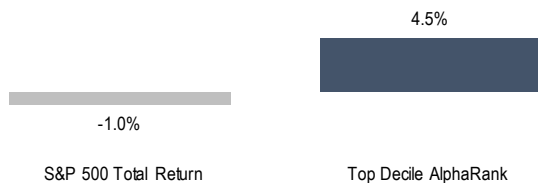
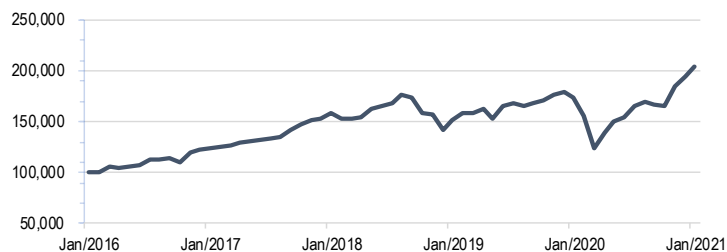
Growth of 100K in Bottom Decile *Alpha Rank* Portfolio over 5 Years



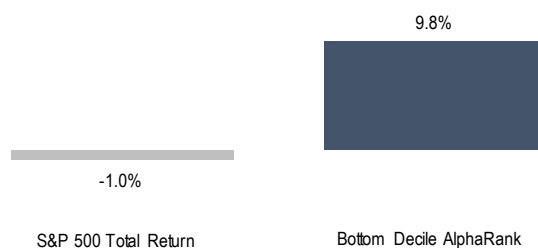
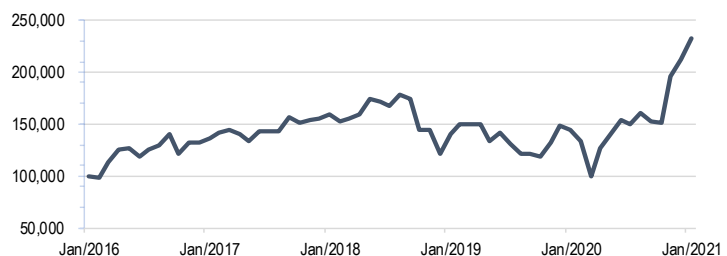
Company	<i>Alpha Rank</i> *	Value	Quality	Price Momentum	Operating Momentum	Trend
AC Air Canada	0.4					
TRZ Transat AT Inc	0.4					
PCLO Pharmaciolo Ltd	1.1					
FURY Fury Gold Mines Ltd	1.3					
ATE Antibe Therapeutics Inc	1.6					
BSR Bluestone Resources Inc	2.0					
OGI Organigram Holdings Inc	2.1					
MUX McEwen Mining Inc	2.7					
MAX Midas Gold Corp	2.9					
OSK Osisko Mining Inc	4.3					

* *AlphaRank* is exclusively produced by Accelerate Financial Technologies Inc. ("Accelerate"). *AlphaRank* represents Accelerate's equity ranking according to its proprietary multi-factor model. *AlphaRank* assigns a numeric value from zero (bottom ranked) to 100 (top ranked) based on selected predictive factors. Visit AccelerateShares.com for more information.

Disclaimer: This research does not constitute investment, legal or tax advice. Data provided in this research should not be viewed as a recommendation or solicitation of an offer to buy or sell any securities or investment strategies. The information in this research is based on current market conditions and may fluctuate and change in the future. No representation or warranty, expressed or implied, is made on behalf of Accelerate as to the accuracy or completeness of the information contained herein. Accelerate does not accept any liability for any direct, indirect or consequential loss or damage suffered by any person as a result of relying on all or any part of this research and any liability is expressly disclaimed. Past performance is not indicative of future results.

Accelerate **Alpha Rank** - Top Stocks USPast Month Performance of Top Decile *Alpha Rank* PortfolioGrowth of 100K in Top Decile *Alpha Rank* Portfolio over 5 Years

Company	<i>Alpha Rank</i> *	Value	Quality	Price Momentum	Operating Momentum	Trend
HOLX	Hologic Inc	99.9				
BCC	Boise Cascade Co	99.9				
HIBB	Hibbett Sports Inc	99.9				
SNBR	Sleep Number Corp	99.8				
URI	United Rentals Inc	99.8				
EAF	GrafTech International Ltd	99.8				
LAZY	Lazydays Holdings Inc	99.8				
LB	L Brands Inc	99.7				
USNA	USANA Health Sciences Inc	99.7				
AVNW	Aviat Networks Inc	99.7				

Accelerate **Alpha Rank** - Bottom Stocks USPast Month Performance of Bottom Decile *Alpha Rank* PortfolioGrowth of 100K in Bottom Decile *Alpha Rank* Portfolio over 5 Years

Company	<i>Alpha Rank</i> *	Value	Quality	Price Momentum	Operating Momentum	Trend
NCLH	Norwegian Cruise Line Holdings	0.0				
CDTX	Cidara Therapeutics Inc	0.1				
NXTC	NextCure Inc	0.1				
ETTX	Entasis Therapeutics Holdings	0.1				
GBT	Global Blood Therapeutics	0.1				
QURE	Uniqure	0.2				
TBPH	Theravance Biopharma Inc	0.2				
OBSV	Obseva	0.2				
XSPA	XpresSpa Group Inc	0.2				
ADMA	Adma Biologics Inc	0.3				

* AlphaRank is exclusively produced by Accelerate Financial Technologies Inc. ("Accelerate"). AlphaRank represents Accelerate's equity ranking according to its proprietary multi-factor model. AlphaRank assigns a numeric value from zero (bottom ranked) to 100 (top ranked) based on selected predictive factors. Visit AccelerateShares.com for more information.

Disclaimer: This research does not constitute investment, legal or tax advice. Data provided in this research should not be viewed as a recommendation or solicitation of an offer to buy or sell any securities or investment strategies. The information in this research is based on current market conditions and may fluctuate and change in the future. No representation or warranty, expressed or implied, is made on behalf of Accelerate as to the accuracy or completeness of the information contained herein. Accelerate does not accept any liability for any direct, indirect or consequential loss or damage suffered by any person as a result of relying on all or any part of this research and any liability is expressly disclaimed. Past performance is not indicative of future results.