

ACCELERATE ENHANCED CANADIAN BENCHMARK ALTERNATIVE FUND



QUICK FACTS

Type:
Alpha + beta

Structure
Alternative ETF

Date started:
May 10, 2019

Management Fee:
0.00%

Performance Fee / Hurdle:
1/2 of outperformance above S&P/ TSX 60 Total Return

Investment Manager:
Accelerate Financial Technologies Inc.

Distribution:
\$0.10 per quarter

Exchange:
TSX

Currency:
CAD

Risk-Rating:
Medium

As of December 31, 2020

ATSX NAV:
\$20.51

Distribution Yield:
1.95%

About the Fund

The Accelerate Enhanced Canadian Benchmark Alternative Fund (TSX: ATSX) provides combined exposure to the S&P/ TSX 60 plus a long-short Canadian equity overlay portfolio designed to add outperformance above the broad Canadian equity index.

Investment Objectives

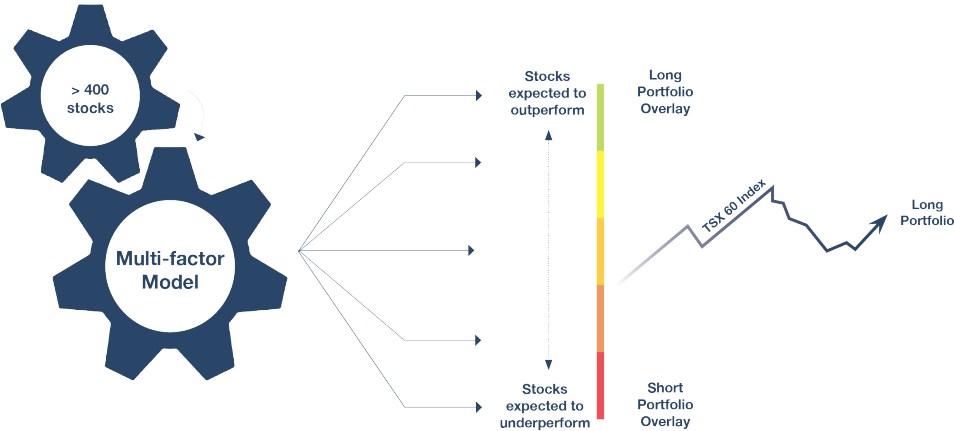
- Outperform the broad Canadian equity index
- Provide volatility in-line with the broad Canadian equity index

Investment Process

In addition to providing exposure to the broad Canadian equity index, either through derivatives, ETFs or the underlying equities, ATSX holds a diversified, long-short equity overlay portfolio of Canadian equities.

To select the long-short overlay portfolio, ATSX utilizes a systematic, propriety multi-factor model to sort and rank all liquid Canadian stocks based on five principal factors:

- Value
- Quality
- Price Momentum
- Operating Momentum
- Trend



The Fund goes long a portfolio of the highest expected return stocks selected from the top decile ranking from the multi-factor model while going short a portfolio of the lowest expected return stocks selected from the bottom decile ranking. The portfolio is rebalanced on a monthly basis. The long portfolio is up to 50% of NAV and the short portfolio is up to -50% of NAV.



info@accelerateshares.com
www.accelerateshares.com
1-855-892-0740

ACCELERATE ENHANCED CANADIAN BENCHMARK ALTERNATIVE FUND



TSX

ATSX

Overlay Characteristics

As of December 31, 2020	Long	Short
Number of Securities	42	45
Average Market Cap (millions)	\$3,894	\$7,806
Beta	1.1	1.3
EBITDA/ EV	14.8%	5.3%
FCF/ EV	8.6%	0.4%
12-Month Return	25.8%	-7.9%
% of 52 Week High	86.9%	78.4%
Return on Capital	15.4%	-3.5%
Gross Profits/ Assets	5.5%	2.4%
50 DMA/ 200 DMA	112.4%	115.3%
EPS Revisions	1.0%	1.5%
Change in Shares	0.3%	2.1%
Earnings Abnormal Return	3.0%	0.9%

Top 10 Long

	Weight
S&P / TSX 60 Index Futures	100.3%
iShares S&P/TSX 60 Index ETF	0.0%
Gran Colombia Gold Corp	1.5%
goeasy Ltd	1.4%
Magna International Inc	1.4%
Aritzia Inc	1.3%
DREAM Unlimited Corp	1.3%
CanWel Building Materials Group	1.3%
Sleep Country Canada Holdings	1.3%
Dundee Precious Metals Inc	1.2%

Top 10 Short

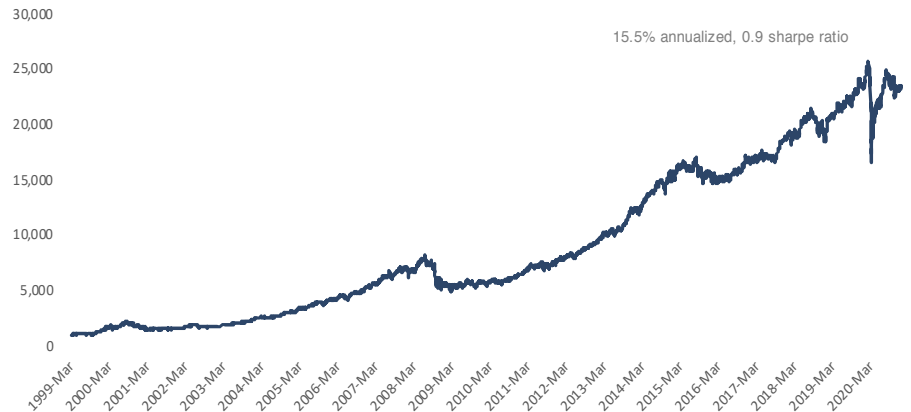
	Weight
Canadian Pacific Railway Ltd	-1.6%
Ivanhoe Mines Ltd	-1.4%
Lightspeed POS Inc	-1.3%
SilverCrest Metals Inc	-1.3%
Methanex Corp	-1.3%
Osisko Gold Royalties Ltd	-1.3%
Pinnacle Renewable Energy Inc	-1.2%
CAE Inc	-1.2%
MTY Food Group Inc	-1.2%
Sienna Senior Living Inc	-1.2%

For a full list of securities, please go to www.AccelerateShares.com

Performance as of December 31, 2020

	1 month	3 months	YTD	1 Year	3 Years	Since Inception
Fund NAV	0.4%	-1.6%	5.1%	5.1%	n/a	3.3%

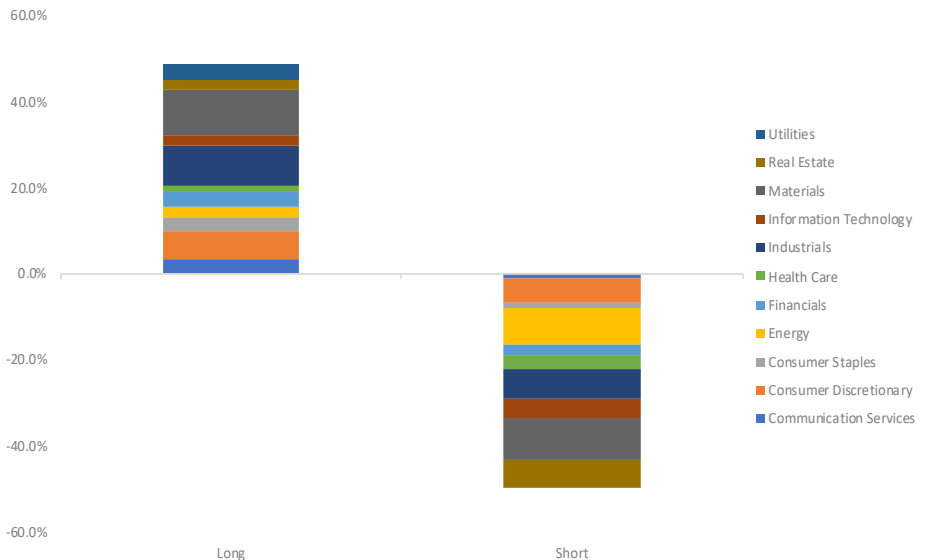
Accelerate Enhanced Canadian Benchmark Reference Portfolio Performance



Growth of 1,000

DISCLAIMER: Results of the Accelerate Enhanced Canadian Benchmark reference portfolio are hypothetical and do not reflect investment results attained by any investor. Past performance is not indicative of future results. Performance is net of all estimated trading fees and performance fees. Investing involves varying degrees of risk and there can be no assurance that the future performance of any investment strategy will be profitable. This does not constitute investment advice.

Overlay Weightings As of December 31, 2020



info@accelerateshares.com
www.accelerateshares.com
1-855-892-0740