


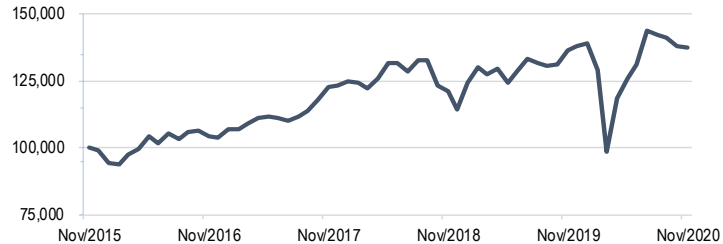


Accelerate Alpha Rank - Top Stocks Canada

Past Month Performance of Top Decile Alpha Rank Portfolio



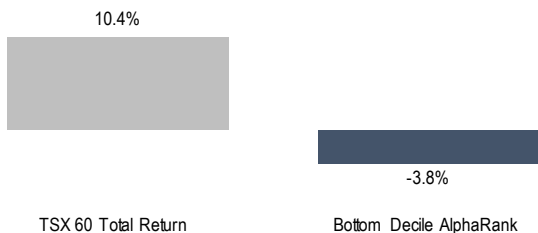
Growth of 100K in Top Decile Alpha Rank Portfolio over 5 Years



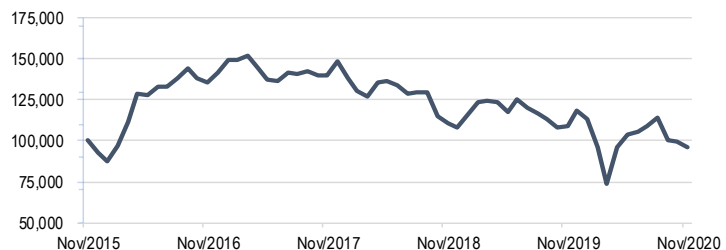
Company	Alpha Rank*	Value	Quality	Price Momentum	Operating Momentum	Trend
ATD.B	Alimentation Couche-Tard Inc	95.3				
OSB	Norbord Inc	95.2				
PBL	Pollard Banknote Ltd	94.8				
LAS.A	Lassonde Industries Inc	94.7				
WJX	Wajax Corp	94.7				
QBR.B	Quebecor Inc	94.6				
TCL.A	Transcontinental Inc	94.6				
CFP	Canfor Corp	94.4				
RME	Rocky Mountain Dealerships Inc	94.1				
ORA	Aura Minerals Inc	94.0				

Accelerate Alpha Rank - Bottom Stocks Canada

Past Month Performance of Bottom Decile Alpha Rank Portfolio



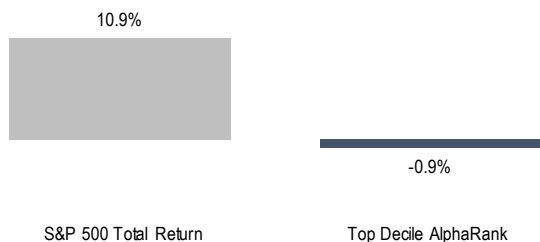
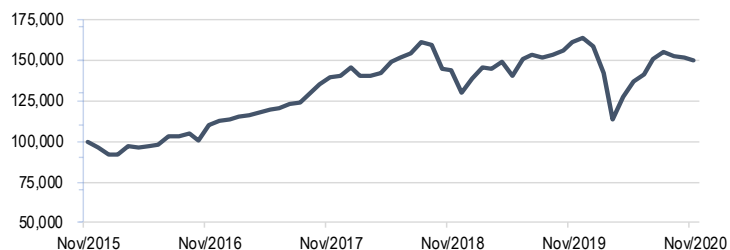
Growth of 100K in Bottom Decile Alpha Rank Portfolio over 5 Years



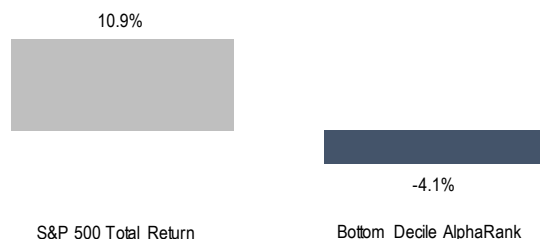
Company	Alpha Rank*	Value	Quality	Price Momentum	Operating Momentum	Trend
OGI	Organigram Holdings Inc	0.5				
KEL	Kelt Exploration Ltd	2.0				
FURY	Fury Gold Mines Ltd	2.2				
AC	Air Canada	2.5				
NVO	Novo Resources Corp	3.8				
SCR	Score Media And Gaming Inc	4.1				
HSE	Husky Energy Inc	4.3				
SDE	Spartan Delta Corp	4.7				
BSR	Bluestone Resources Inc/Canada	4.8				
TRZ	Tansat AT Inc	5.6				

* AlphaRank is exclusively produced by Accelerate Financial Technologies Inc. ("Accelerate"). AlphaRank represents Accelerate's equity ranking according to its proprietary multi-factor model. AlphaRank assigns a numeric value from zero (bottom ranked) to 100 (top ranked) based on selected predictive factors. Visit AccelerateShares.com for more information.

Disclaimer: This research does not constitute investment, legal or tax advice. Data provided in this research should not be viewed as a recommendation or solicitation of an offer to buy or sell any securities or investment strategies. The information in this research is based on current market conditions and may fluctuate and change in the future. No representation or warranty, expressed or implied, is made on behalf of Accelerate as to the accuracy or completeness of the information contained herein. Accelerate does not accept any liability for any direct, indirect or consequential loss or damage suffered by any person as a result of relying on all or any part of this research and any liability is expressly disclaimed. Past performance is not indicative of future results.

Accelerate **Alpha Rank** - Top Stocks USPast Month Performance of Top Decile *Alpha Rank* PortfolioGrowth of 100K in Top Decile *Alpha Rank* Portfolio over 5 Years

Company	<i>Alpha Rank</i> *	Value	Quality	Price Momentum	Operating Momentum	Trend
DORM Dorman Products Inc	95.4	█	█	█	█	█
WDFC WD-40 Co	95.3	█	█	█	█	█
AMRK A-Mark Precious Metals Inc	95.3	█	█	█	█	█
UHAL AMERCO	95.3	█	█	█	█	█
SAH Sonic Automotive Inc	95.2	█	█	█	█	█
J Jacobs Engineering Group Inc	95.2	█	█	█	█	█
TMO Thermo Fisher Scientific Inc	95.1	█	█	█	█	█
DLTR Dollar Tree Inc	95.1	█	█	█	█	█
BLD TopBuild Corp	95.1	█	█	█	█	█
NSP Insperity Inc	95.1	█	█	█	█	█

Accelerate **Alpha Rank** - Bottom Stocks USPast Month Performance of Bottom Decile *Alpha Rank* PortfolioGrowth of 100K in Bottom Decile *Alpha Rank* Portfolio over 5 Years

Company	<i>Alpha Rank</i> *	Value	Quality	Price Momentum	Operating Momentum	Trend
MGTA Magenta Therapeutics Inc	0.0	█	█	█	█	█
ESPR Esperion Therapeutics Inc	0.1	█	█	█	█	█
NCLH Norwegian Cruise Line Holdings	0.1	█	█	█	█	█
BSGM BioSig Technologies Inc	0.1	█	█	█	█	█
NXTC NextCure Inc	0.1	█	█	█	█	█
OBSV Obseva Sa	0.2	█	█	█	█	█
UAL United Airlines Holdings Inc	0.2	█	█	█	█	█
GBT Global Blood Therapeutics	0.2	█	█	█	█	█
ADMA Adma Biologics Inc	0.2	█	█	█	█	█
ZGNX Zogenix Inc	0.3	█	█	█	█	█

* AlphaRank is exclusively produced by Accelerate Financial Technologies Inc. ("Accelerate"). AlphaRank represents Accelerate's equity ranking according to its proprietary multi-factor model. AlphaRank assigns a numeric value from zero (bottom ranked) to 100 (top ranked) based on selected predictive factors. Visit AccelerateShares.com for more information.

Disclaimer: This research does not constitute investment, legal or tax advice. Data provided in this research should not be viewed as a recommendation or solicitation of an offer to buy or sell any securities or investment strategies. The information in this research is based on current market conditions and may fluctuate and change in the future. No representation or warranty, expressed or implied, is made on behalf of Accelerate as to the accuracy or completeness of the information contained herein. Accelerate does not accept any liability for any direct, indirect or consequential loss or damage suffered by any person as a result of relying on all or any part of this research and any liability is expressly disclaimed. Past performance is not indicative of future results.