

# ACCELERATE ENHANCED CANADIAN BENCHMARK ALTERNATIVE FUND



**QUICK FACTS**

**Type:**  
Alpha + beta

**Structure**  
Alternative ETF

**Date started:**  
May 10, 2019

**Management Fee:**  
0.00%

**Performance Fee / Hurdle:**  
1/2 of outperformance above S&P/ TSX 60 Total Return

**Investment Manager:**  
Accelerate Financial Technologies Inc.

**Distribution:**  
\$0.10 per quarter

**Exchange:**  
TSX

**Currency:**  
CAD

**Risk-Rating:**  
Medium

*As of August 31, 2020*

**ATSX NAV:**  
\$21.37

**Distribution Yield:**  
1.87%

**About the Fund**

The Accelerate Enhanced Canadian Benchmark Alternative Fund (TSX: ATSX) provides combined exposure to the S&P/ TSX 60 plus a long-short Canadian equity overlay portfolio designed to add outperformance above the broad Canadian equity index.

**Investment Objectives**

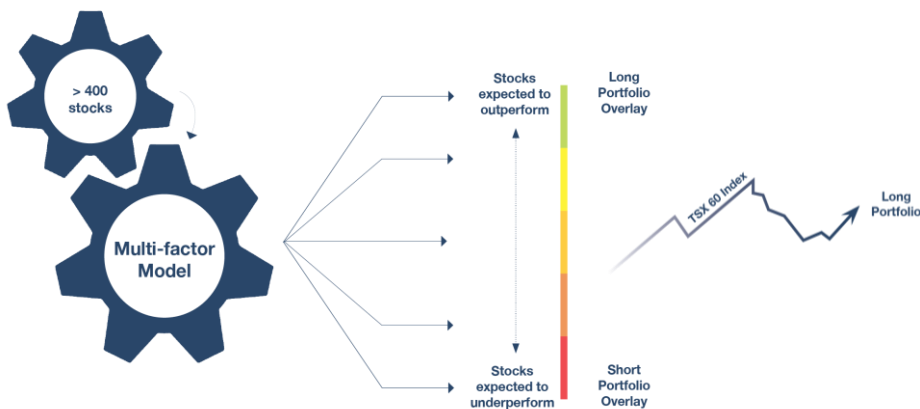
- Outperform the broad Canadian equity index
- Provide volatility in-line with the broad Canadian equity index

**Investment Process**

In addition to providing exposure to the broad Canadian equity index, either through derivatives, ETFs or the underlying equities, ATSX holds a diversified, long-short equity overlay portfolio of Canadian equities.

To select the long-short overlay portfolio, ATSX utilizes a systematic, propriety multi-factor model to sort and rank all liquid Canadian stocks based on five principal factors:

- Value
- Quality
- Price Momentum
- Operating Momentum
- Trend



The Fund goes long a portfolio of the highest expected return stocks selected from the top decile ranking from the multi-factor model while going short a portfolio of the lowest expected return stocks selected from the bottom decile ranking. The portfolio is rebalanced on a monthly basis. The long portfolio is up to 50% of NAV and the short portfolio is up to -50% of NAV.



# ACCELERATE ENHANCED CANADIAN BENCHMARK ALTERNATIVE FUND



TSX  
**ATSX**

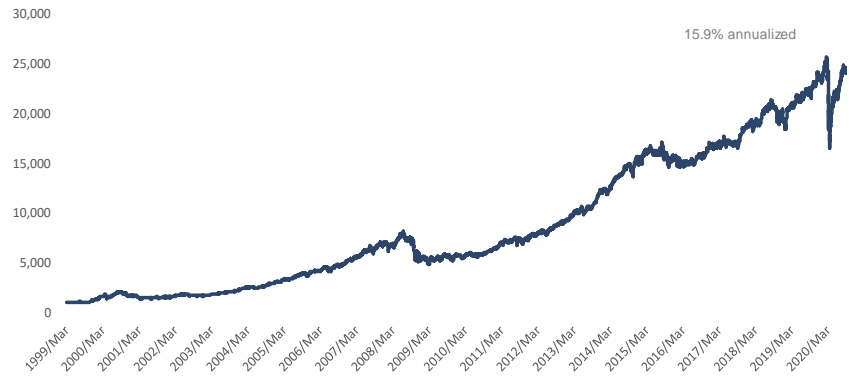
## Overlay Characteristics

As of August 31, 2020	Long	Short
Number of Securities	43	40
Average Market Cap (millions)	\$4,716	\$4,224
Beta	1.0	1.3
EBITDA/ EV	15.1%	6.6%
FCF/ EV	7.1%	-2.7%
12-Month Return	30.7%	-24.0%
% of 52 Week High	84.3%	70.9%
Return on Capital	12.7%	-3.0%
Gross Profits/ Assets	4.7%	1.9%
50 DMA/ 200 DMA	108.9%	93.8%
EPS Revisions	6.2%	4.6%
Change in Shares	1.7%	2.4%
Earnings Abnormal Return	2.6%	0.7%

## Performance as of August 31, 2020

	1 month	3 months	YTD	1 Year	3 Years	Since Inception
Fund NAV	-1.3%	5.5%	8.4%	3.4%	n/a	8.9%

## Accelerate Enhanced Canadian Benchmark Reference Portfolio Performance

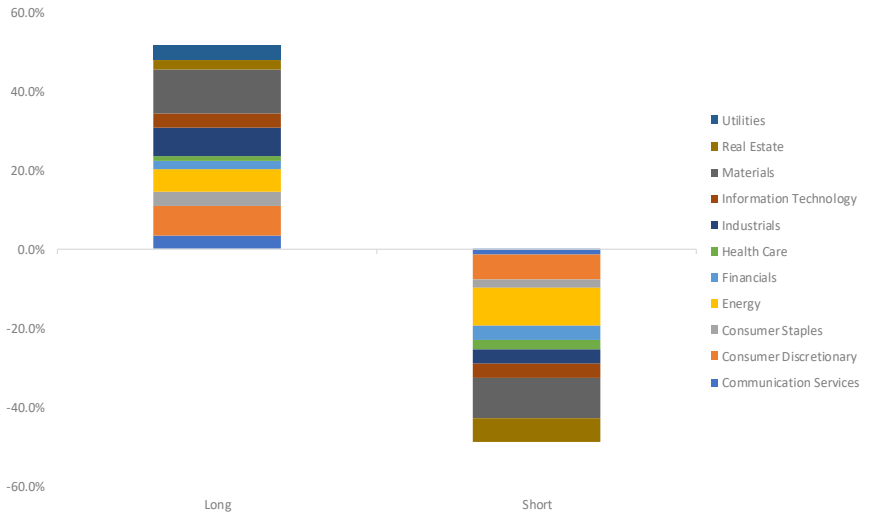


Growth of 1,000

DISCLAIMER: Results of the Accelerate Enhanced Canadian Benchmark reference portfolio are hypothetical and do not reflect investment results attained by any investor. Past performance is not indicative of future results. Performance is net of all estimated trading fees and performance fees. Investing involves varying degrees of risk and there can be no assurance that the future performance of any investment strategy will be profitable. This does not constitute investment advice.

Top 10 Long	Weight
S&P / TSX 60 Index Futures	92.6%
iShares S&P/TSX 60 Index ETF	9.0%
BRP Inc	1.6%
K92 Mining Inc	1.5%
DREAM Unlimited Corp	1.4%
Exco Technologies Ltd	1.4%
Hardwoods Distribution Inc	1.3%
Dundee Precious Metals Inc	1.3%
Viemed Healthcare Inc	1.3%
Equinox Gold Corp	1.3%

## Overlay Weightings As of August 31, 2020



Top 10 Short	Weight
Resolute Forest Products Inc	-1.7%
Spin Master Corp	-1.4%
Aimia Inc	-1.4%
Tricon Residential Inc	-1.3%
Lightspeed POS Inc	-1.3%
Stelco Holdings Inc	-1.3%
Pinnacle Renewable Energy Inc	-1.3%
MTY Food Group Inc	-1.3%
Cameco Corp	-1.3%
Osisko Gold Royalties Ltd	-1.3%

For a full list of securities, please go to [www.AccelerateShares.com](http://www.AccelerateShares.com)



info@accelerateshares.com  
www.accelerateshares.com  
1-855-892-0740