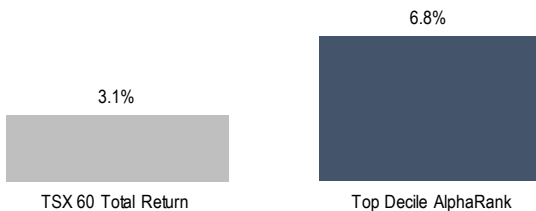




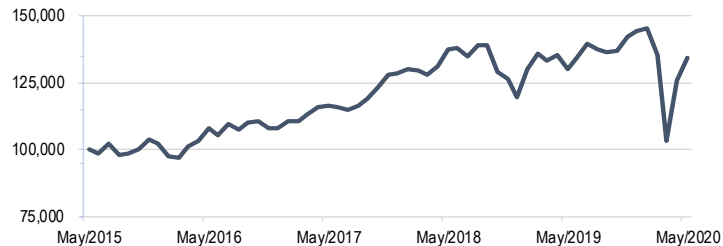
June 2020

Accelerate Alpha Rank - Top Stocks Canada

Past Month Performance of Top Decile Alpha Rank Portfolio



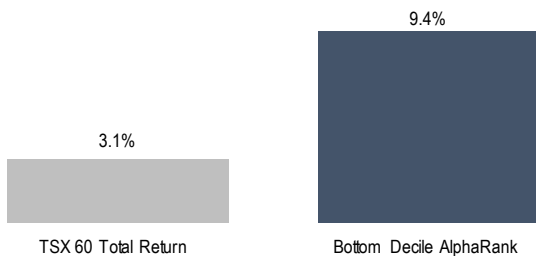
Growth of 100K in Top Decile Alpha Rank Portfolio over 5 Years



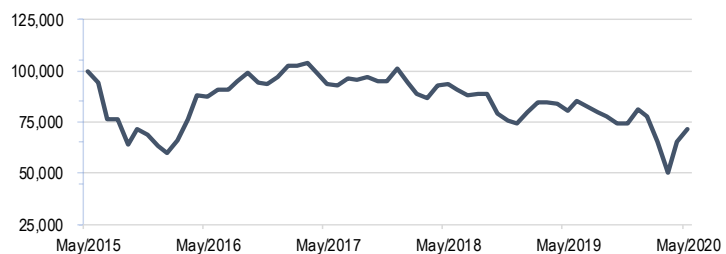
Company	Alpha Rank*	Value	Quality	Price Momentum	Operating Momentum	Trend
PHO. Photon Control Inc	99.9					
RPL.UN Richards Packaging Income Fund	99.7					
ASR. Alacer Gold Corp	99.5					
TXG. Torex Gold Resources Inc	99.3					
HDI. Hardwoods Distribution Inc	99.2					
EMP.A Empire Co Ltd	98.9					
EDV. Endeavour Mining Corp	98.3					
XTC. Exco Technologies Ltd	98.1					
REAL. Real Matters Inc	98.0					
DPM. Dundee Precious Metals Inc	98.0					

Accelerate Alpha Rank - Bottom Stocks Canada

Past Month Performance of Bottom Decile Alpha Rank Portfolio



Growth of 100K in Bottom Decile Alpha Rank Portfolio over 5 Years



Company	Alpha Rank*	Value	Quality	Price Momentum	Operating Momentum	Trend
LMNL. Liminal Biosciences Inc	0.1					
POU. Paramount Resources Ltd	0.4					
OGI. Organigram Holdings Inc	1.7					
TH. Theratechnologies Inc	2.7					
TRZ. Transat AT Inc	3.0					
HSE. Husky Energy Inc	3.0					
WPRT. Westport Fuel Systems Inc	3.4					
AUG. Auryn Resources Inc	4.4					
ONC. Oncolytics Biotech Inc	5.0					
VET. Vermilion Energy Inc	5.1					

* AlphaRank is exclusively produced by Accelerate Financial Technologies Inc. ("Accelerate"). AlphaRank represents Accelerate's equity ranking according to its proprietary multi-factor model. AlphaRank assigns a numeric value from zero (bottom ranked) to 100 (top ranked) based on selected predictive factors. Visit AccelerateShares.com for more information.

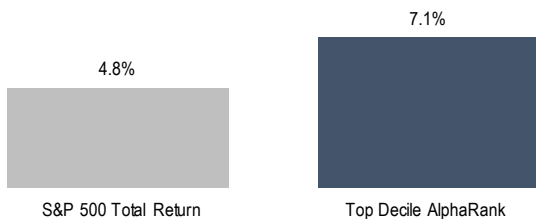
Disclaimer: This research does not constitute investment, legal or tax advice. Data provided in this research should not be viewed as a recommendation or solicitation of an offer to buy or sell any securities or investment strategies. The information in this research is based on current market conditions and may fluctuate and change in the future. No representation or warranty, expressed or implied, is made on behalf of Accelerate as to the accuracy or completeness of the information contained herein. Accelerate does not accept any liability for any direct, indirect or consequential loss or damage suffered by any person as a result of relying on all or any part of this research and any liability is expressly disclaimed. Past performance is not indicative of future results.



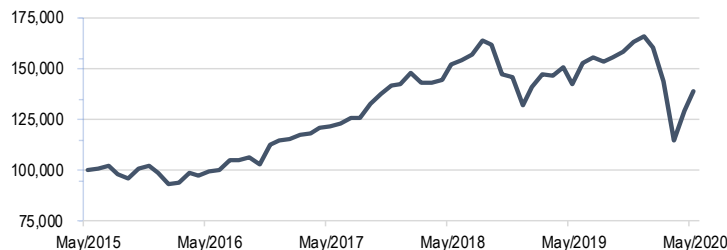
June 2020

Accelerate Alpha Rank - Top Stocks US

Past Month Performance of Top Decile Alpha Rank Portfolio



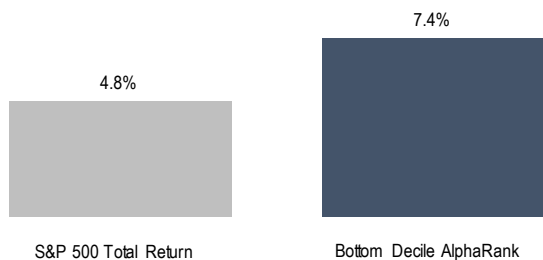
Growth of 100K in Top Decile Alpha Rank Portfolio over 5 Years



Company	Alpha Rank*	Value	Quality	Price Momentum	Operating Momentum	Trend
USNA	USANA Health Sciences Inc	100.0				
MUSA	Murphy USA Inc	100.0				
SFM	Sprouts Farmers Market Inc	99.9				
DG	Dollar General Corp	99.9				
BBY	Best Buy Co Inc	99.9				
KLAC	KLA Corp	99.8				
LOW	Lowe's Cos Inc	99.8				
IMKTA	Ingles Markets Inc	99.8				
MTH	Meritage Homes Corp	99.7				
BIIB	Biogen Inc	99.7				

Accelerate Alpha Rank - Bottom Stocks US

Past Month Performance of Bottom Decile Alpha Rank Portfolio



Growth of 100K in Bottom Decile Alpha Rank Portfolio over 5 Years



Company	Alpha Rank*	Value	Quality	Price Momentum	Operating Momentum	Trend
CHK	Chesapeake Energy Corp	0.0				
WMC	Western Asset Mortgage Capital	0.1				
PHAS	Phasebio Pharmaceutic	0.1				
TLRY	Tilray Inc	0.1				
VRAY	ViewRay Inc	0.2				
DTIL	Precision Biosciences	0.2				
ZYNE	Zynerba Pharmaceuticals Inc	0.2				
CGC	Canopy Growth Corp	0.3				
CKPT	Checkpoint Therapeutics Inc	0.3				
EVFM	Evoform Biosciences Inc	0.3				

* AlphaRank is exclusively produced by Accelerate Financial Technologies Inc. ("Accelerate"). AlphaRank represents Accelerate's equity ranking according to its proprietary multi-factor model. AlphaRank assigns a numeric value from zero (bottom ranked) to 100 (top ranked) based on selected predictive factors. Visit AccelerateShares.com for more information.

Disclaimer: This research does not constitute investment, legal or tax advice. Data provided in this research should not be viewed as a recommendation or solicitation of an offer to buy or sell any securities or investment strategies. The information in this research is based on current market conditions and may fluctuate and change in the future. No representation or warranty, expressed or implied, is made on behalf of Accelerate as to the accuracy or completeness of the information contained herein. Accelerate does not accept any liability for any direct, indirect or consequential loss or damage suffered by any person as a result of relying on all or any part of this research and any liability is expressly disclaimed. Past performance is not indicative of future results.