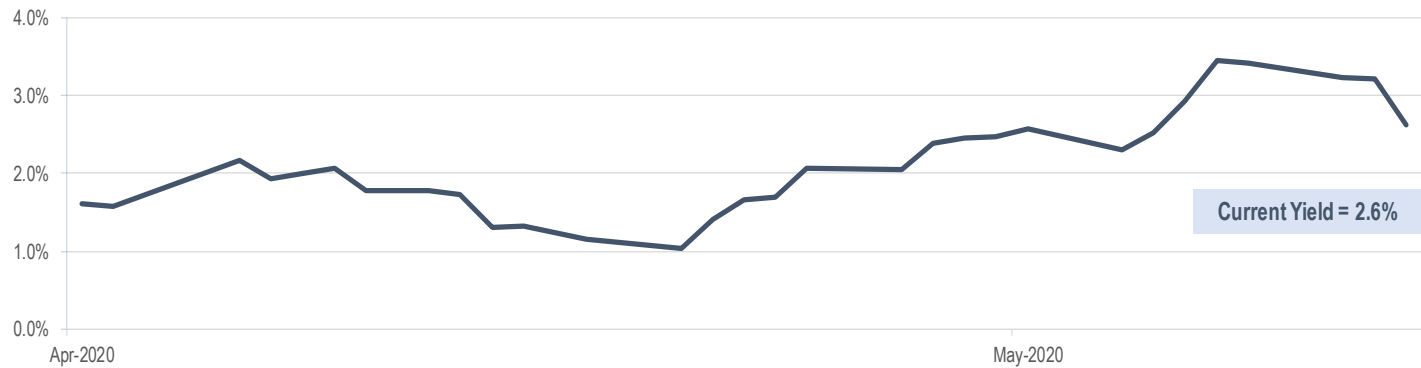


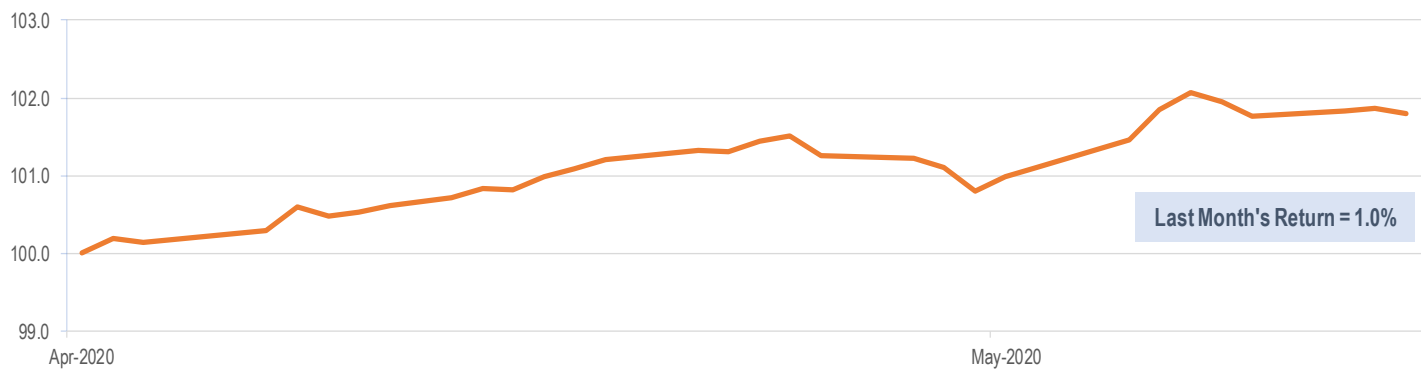


Accelerate Alpha Rank SPAC Monitor

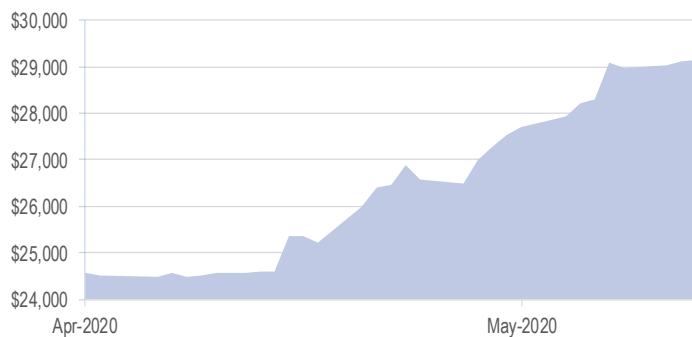
Accelerate AlphaRank SPAC Effective Yield



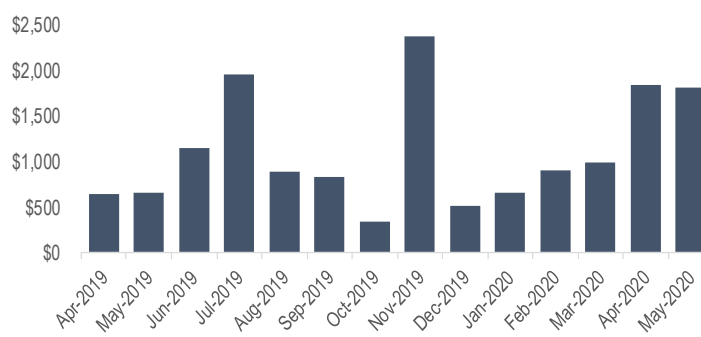
Accelerate AlphaRank SPAC Index



Asset Class Size (\$mm)



Monthly SPAC Issuance (\$mm)



New SPACs

IPO Date	SPAC	Market Cap (\$mm)	Unit Price
20-May-20	B. Riley Principal II	\$175.0	\$10.00
15-May-20	Novus Capital	\$99.4	\$9.94
14-May-20	GigCapital3	\$204.6	\$9.86
14-May-20	Jaws Acquisition	\$616.8	\$10.28
06-May-20	Live Oak Acquisition	\$198.0	\$9.90
06-May-20	Sustainable Opportunities	\$295.8	\$9.86
05-May-20	Roth CH Acquisition	\$95.9	\$9.95
01-May-20	Collective Growth	\$188.2	\$9.90
30-Apr-20	Fortress Value Acquisition	\$300.0	\$10.00
28-Apr-20	Social Capital Hedosophia II	\$384.1	\$10.67

Highest Yielding SPACs

Days Remaining	SPAC	Market Cap (\$mm)	Yield
26	8i Enterprises Acquisition	\$76.0	27.4%
22	Act II Global Acquisition	\$377.6	20.0%
25	Far Point Acquisition	\$807.2	15.2%
28	CF Finance Acquisition	\$368.9	8.1%
88	AGBA Acquisition	\$60.3	5.9%
72	Andina Acquisition Corp III	\$143.8	5.5%
76	Spartan Energy Acquisition	\$705.9	4.4%
268	Silver Spike Acquisition	\$309.4	3.8%
78	Orisun Acquisition	\$59.0	3.4%
337	Union Acquisition Corp II	\$251.8	3.4%



Accelerate Alpha Rank SPAC Monitor

Special Purpose Acquisition Company	Focus	Deal Announced?	IPO Date	Days Until Redemption	SPAC Price	Unit Price	Warrant Price	Market Cap (\$mm)	% (Discount) / Premium	Yield
Average (103 SPACs)					\$10.24	\$10.62	\$0.69	\$284.6	0.3%	2.6%
B. Riley Principal II	n/a	No	20-May-20	549	n/a	\$10.00	n/a	\$175.0	n/a	n/a
Novus Capital	Tech	No	15-May-20	544	n/a	\$9.94	n/a	\$99.4	n/a	n/a
GigCapital3	TMT	No	14-May-20	543	n/a	\$9.86	n/a	\$204.6	n/a	n/a
Jaws Acquisition	Diversified	No	14-May-20	694	n/a	\$10.28	n/a	\$616.8	n/a	n/a
Live Oak Acquisition	Financial services	No	06-May-20	716	n/a	\$9.90	n/a	\$198.0	n/a	n/a
Sustainable Opportunities	ESG	No	06-May-20	535	n/a	\$9.86	n/a	\$295.8	n/a	n/a
Roth CH Acquisition	Diversified	No	05-May-20	534	n/a	\$9.95	n/a	\$95.9	n/a	n/a
Collective Growth	Cannabis	No	01-May-20	530	n/a	\$9.90	n/a	\$188.2	n/a	n/a
Fortress Value Acquisition	n/a	No	30-Apr-20	710	n/a	\$10.00	n/a	\$300.0	n/a	n/a
Social Capital Hedosophia II	Tech	No	28-Apr-20	708	n/a	\$10.67	n/a	\$384.1	n/a	n/a
CC Neuberger	Financial / Technology	No	24-Apr-20	704	n/a	\$10.15	n/a	\$420.2	n/a	n/a
Chardan Healthcare Acquisition 2	Healthcare	No	24-Apr-20	704	n/a	\$10.00	n/a	\$106.3	n/a	n/a
Social Capital Hedosophia III	Tech International	No	22-Apr-20	702	n/a	\$10.35	n/a	\$857.0	n/a	n/a
DFP Healthcare Acquisitions	Healthcare	No	13-Mar-20	662	n/a	\$10.02	n/a	\$230.5	n/a	n/a
LifeSci Acquisition	Healthcare	No	10-Mar-20	659	n/a	\$10.27	n/a	\$84.2	n/a	n/a
Flying Eagle Acquisition	Media	No	10-Mar-20	659	\$10.25	\$10.65	\$1.78	\$884.1	2.5%	-1.2%
dMY Technology Group	Mobile apps	No	25-Feb-20	646	\$9.75	\$10.10	\$0.61	\$232.3	-2.7%	1.7%
East Stone Acquisition	Fintech	No	24-Feb-20	369	\$9.72	\$9.90	\$0.06	\$175.3	-2.8%	3.0%
Yunhong International	Consumer Asia (ex China)	No	18-Feb-20	274	n/a	\$9.75	\$0.05	\$70.4	n/a	n/a
CITIC Capital Acquisition	China	No	13-Feb-20	634	\$9.70	\$9.94	\$0.40	\$274.3	-3.6%	2.3%
InterPrivate Acquisition	n/a	No	06-Feb-20	535	\$9.79	\$9.90	\$0.55	\$307.4	-2.8%	2.1%
Gores Holdings IV	Diversified	No	28-Jan-20	618	\$10.05	\$10.18	\$1.15	\$432.7	0.5%	-0.1%
SCVX	Cybersecurity	No	28-Jan-20	618	\$9.76	\$10.02	\$0.75	\$200.4	-2.6%	1.7%
CIIG Merger	Technology / Media / Telecom	No	17-Dec-19	576	\$9.70	\$9.98	\$0.60	\$258.2	-3.4%	2.3%
Healthcare Merger	Healthcare	No	17-Dec-19	576	\$9.80	\$10.40	\$0.85	\$313.1	-2.8%	1.9%
Aussa Energy Acquisition	Oil & Gas	No	29-Nov-19	558	\$9.66	\$9.95	\$0.51	\$347.2	-4.1%	2.9%
CHP Merger	Healthcare	No	26-Nov-19	555	\$9.72	\$10.01	\$0.60	\$300.2	-3.3%	2.4%
PropTech Acquisition	PropTech	No	26-Nov-19	371	\$9.80	\$10.00	\$0.67	\$172.5	-2.2%	2.3%
Amplitude Healthcare Acquisition	Healthcare	No	22-Nov-19	551	\$9.70	\$9.97	\$0.65	\$121.3	-3.2%	2.3%
Software Acquisition Group	Software	No	22-Nov-19	367	\$9.80	\$10.00	\$0.55	\$183.1	-2.2%	2.4%
Greenvision Acquisition	Healthcare	No	21-Nov-19	185	\$9.90	\$10.14	\$0.11	\$72.9	-1.2%	2.6%
Juniper Industrial Holdings	Industrial	No	13-Nov-19	542	\$9.78	\$10.00	\$0.65	\$345.0	-3.0%	2.2%
Stable Road Acquisition	Cannabis	No	13-Nov-19	358	\$9.77	\$9.90	\$0.60	\$216.0	-2.5%	2.8%
LGL Systems Acquisition	Aerospace / Defense	No	12-Nov-19	541	\$9.74	\$10.00	\$0.59	\$210.0	-2.7%	2.0%
Merida Merger Corp I	Cannabis	No	07-Nov-19	536	\$9.65	n/a	\$0.25	\$158.0	-4.0%	2.9%
FinServ Acquisition	Financial services	No	05-Nov-19	534	\$9.69	\$10.25	\$0.80	\$327.1	-3.4%	2.5%
Osprey Technology Acquisition	SaaS	No	05-Nov-19	534	\$9.65	\$10.00	\$0.57	\$381.5	-4.2%	3.1%
Galileo Acquisition	Diversified	No	22-Oct-19	428	\$9.71	\$10.14	\$0.18	\$176.5	-3.2%	3.0%
Union Acquisition Corp II	Latin America	No	22-Oct-19	337	\$9.77	\$10.07	\$0.15	\$251.8	-2.9%	3.4%
Apex Technology Acquisition	Software	No	19-Sep-19	487	\$9.85	\$10.50	\$1.00	\$438.9	-2.4%	2.0%
Experience Investment	Travel / Leisure	No	17-Sep-19	485	\$9.79	\$10.00	\$0.60	\$336.5	-2.6%	2.1%
New Providence Acquisition	Consumer	No	13-Sep-19	315	\$9.90	\$10.45	\$0.45	\$240.4	-2.0%	2.5%
Thunder Bridge Acquisition II	Fintech	No	13-Aug-19	468	\$9.93	\$10.44	\$0.90	\$360.2	-2.0%	1.7%
Silver Spike Acquisition	Cannabis	No	12-Aug-19	268	\$9.90	\$10.01	\$0.22	\$309.4	-2.6%	3.8%
Orisun Acquisition	Technology	No	06-Aug-19	78	\$10.02	\$10.20	\$0.08	\$59.0	-0.7%	3.4%
Netfin Acquisition	Fintech	No	02-Aug-19	258	\$10.01	\$10.40	\$0.34	\$323.4	-1.5%	2.4%
Switchback Energy Acquisition	Energy	No	30-Jul-19	436	\$9.85	\$10.25	\$0.90	\$386.8	-2.5%	2.3%
Conyers Park II Acquisition	Consumer	No	22-Jul-19	428	\$10.60	\$11.50	\$1.56	\$517.5	5.3%	-4.2%
Oaktree Acquisition	Industrial / Consumer	No	22-Jul-19	428	\$9.94	\$10.45	\$1.08	\$210.3	-1.6%	1.5%
SC Health	Healthcare Asia Pacific	No	16-Jul-19	241	\$9.99	\$10.45	\$1.00	\$180.3	-1.2%	2.0%
Tuscan Holdings Corp II	Cannabis	No	16-Jul-19	331	\$9.84	\$9.75	\$0.28	\$214.4	-2.8%	3.4%
Churchill Capital Corp II	Diversified	No	01-Jul-19	407	\$10.41	\$11.06	\$1.59	\$763.1	3.0%	-2.5%
South Mountain Merger	Fintech	No	24-Jun-19	400	\$9.92	\$10.46	\$0.75	\$261.4	-1.8%	1.8%
Pivotal Investment Corp II	Technology	No	16-Jun-19	241	\$9.95	\$10.10	\$0.51	\$232.3	-1.5%	2.4%
Haymaker Acquisition Corp II	Consumer	No	11-Jun-19	387	\$10.05	\$10.64	\$0.91	\$425.6	-0.6%	0.7%
GigCapital2	Technology / Media / Telecom	No	10-Jun-19	204	\$10.00	\$10.40	\$0.28	\$231.3	-0.9%	1.8%
Proficient Alpha Acquisition	Financial services Asia	Lion Financial Group	03-Jun-19	14	\$10.12	\$10.40	\$0.04	\$150.5	-0.6%	nmf
GX Acquisition	Diversified	No	23-May-19	368	\$9.85	\$10.37	\$0.67	\$354.0	-3.0%	3.2%
AGBA Acquisition	China	No	16-May-19	88	\$10.10	n/a	\$0.07	\$60.3	-1.3%	5.9%
Landcadia Holdings II	Consumer / Dining / Hospitality	No	09-May-19	354	\$9.85	\$10.05	\$0.41	\$397.3	-2.7%	3.0%
Act II Global Acquisition	Consumer	Whole Earth Brands	25-Apr-19	22	\$10.07	\$10.50	\$0.95	\$377.6	-1.1%	20.0%
Replay Acquisition	Argentina / Brazil	No	08-Apr-19	323	\$9.96	\$10.23	\$0.49	\$367.6	-2.3%	2.9%
8i Enterprises Acquisition	Asia	Diginex	01-Apr-19	26	\$10.02	\$10.60	\$0.27	\$76.0	-1.7%	27.4%

Insurance Acquisition	Insurance	No	22-Mar-19	125	\$10.07	\$10.32	\$0.60	\$208.0	-1.1%	3.3%
Time Acquisition	Technology / Consumer / Medi	No	19-Mar-19	303	\$9.99	\$10.24	\$0.60	\$307.4	-1.9%	2.4%
Crescent Acquisition	Diversified	No	12-Mar-19	296	\$9.93	\$10.12	\$0.80	\$253.0	-2.1%	2.8%
Tuscan Holdings	Cannabis	No	07-Mar-19	201	\$10.08	\$10.25	\$0.32	\$289.2	-0.8%	1.6%
Hennessy Capital Acquisition	Industrial / Infrastructure	No	05-Mar-19	108	\$10.23	\$10.54	\$0.46	\$395.4	-0.2%	0.8%
DiamondPeak Holdings	Real estate	No	04-Mar-19	288	\$9.99	\$10.25	n/a	\$287.0	-1.4%	2.0%
Tortoise Acquisition	Energy	No	04-Mar-19	288	\$9.92	\$10.02	\$0.30	\$233.5	-2.3%	3.2%
Acamar Partners Acquisition	Diversified	No	26-Feb-19	282	\$9.97	\$10.20	\$0.45	\$380.8	-1.7%	2.4%
RMG Acquisition	Diversified / Industrial materials	No	12-Feb-19	268	\$9.98	\$10.00	\$0.50	\$230.0	-1.6%	2.4%
Monocle Acquisition	Aerospace / Industrial / Techno	AerSale	11-Feb-19	175	\$10.12	\$10.83	\$0.16	\$241.3	-1.4%	3.2%
Gores Metropoulos	Diversified	No	06-Feb-19	261	\$10.25	\$10.70	\$1.49	\$512.5	0.5%	-0.6%
Andina Acquisition Corp III	Latin America	No	01-Feb-19	72	\$10.10	\$10.35	\$0.06	\$143.8	-1.0%	5.5%
CF Finance Acquisition	Financial / Real estate	No	17-Dec-18	28	\$10.27	\$10.90	\$0.58	\$368.9	-0.6%	8.1%
Schultz Special Purpose	Distressed	No	14-Dec-18	24	\$10.21	\$10.56	\$0.36	\$171.6	-0.2%	3.1%
AMCI Acquisition	Natural Resources	Unnamed Mining Company	20-Nov-18	0	\$10.24	\$10.70	\$0.37	\$236.0	0.1%	nmf
FinTech Acquisition Corp III	Fintech	No	20-Nov-18	184	\$10.28	\$10.80	\$1.15	\$455.3	0.3%	-0.5%
Alberton Acquisition	Diversified	No	24-Oct-18	159	\$10.60	\$10.94	\$0.03	\$112.6	0.8%	-1.8%
Graf Industrial	Industrial	PureCycle Technologies	18-Oct-18	72	\$10.39	\$10.71	\$0.47	\$261.1	1.7%	-7.9%
Collier Creek Holdings	Diversified	No	10-Oct-18	143	\$10.71	\$11.68	\$1.90	\$598.4	4.4%	nmf
ARYA Sciences Acquisition	Healthcare	Immatics Biotechnologies	10-Oct-18	143	\$10.91	\$12.30	\$2.75	\$221.0	5.5%	nmf
Longevity Acquisition	China	No	31-Aug-18	8	\$10.55	\$10.60	\$0.09	\$55.9	-0.5%	nmf
Megalith Financial Acquisition	Fintech	Unnamed Banking Platform	28-Aug-18	8	\$10.43	\$10.50	\$0.52	\$220.7	-0.1%	nmf
Tenzing Acquisition	India	No	23-Aug-18	68	\$9.57	\$10.44	\$0.18	\$80.1	-10.1%	nmf
Forum Merger II	Diversified	Unnamed Food Company	07-Aug-18	21	\$10.84	\$12.24	\$1.45	\$278.1	4.3%	nmf
Tottenham Acquisition I	Diversified China	No	06-Aug-18	170	\$10.65	n/a	\$0.05	\$39.5	-0.5%	1.3%
Spartan Energy Acquisition	Energy	No	04-Aug-18	76	\$10.23	\$10.63	\$0.61	\$705.9	-0.9%	4.4%
HL Acquisitions	Hydrocarbon logistics	No	02-Jul-18	43	\$10.50	\$10.81	\$0.15	\$70.9	0.5%	-3.8%
LF Capital Acquisition	Commercial banking	No	25-Jun-18	36	\$10.42	\$10.50	\$0.40	\$202.2	-0.2%	2.2%
Far Point Acquisition	Fintech	Global Blue AG	14-Jun-18	25	\$10.21	\$10.25	\$0.45	\$807.2	-1.0%	15.2%
Triton Acquisitions	Oil & Gas Eastern Europe	No	01-Jun-18	6	\$10.63	n/a	\$0.17	\$140.6	0.0%	nmf
VectIQ Acquisition	Industrial technology	Nikola	18-May-18	72	\$22.85	\$32.34	\$8.05	\$958.6	120.4%	nmf
Pure Acquisition	Oil & Gas	High Peak Energy	18-Apr-18	93	\$10.64	\$10.52	\$1.30	\$489.1	1.1%	-4.2%
Opes Acquisition	Mexico	No	16-Mar-18	29	\$10.65	n/a	\$0.06	\$83.7	0.2%	-1.8%
Leo Holdings	Consumer	Digital Media	15-Feb-18	72	\$10.33	\$10.89	\$0.63	\$251.2	-0.5%	2.8%
Mudrick Capital Acquisition	Distressed	Hycroft Mining	12-Feb-18	9	\$10.40	\$11.65	\$0.78	\$125.9	0.0%	nmf
Gordon Pointe Acquisition	Fintech	HOF Village	30-Jan-18	26	\$11.00	\$10.73	\$0.33	\$64.4	2.2%	nmf
Nebula Acquisition	Technology	Open Lending	16-Jan-18	23	\$10.25	\$11.49	\$1.10	\$352.2	-0.2%	3.5%
Leisure Acquisition	Leisure	Gateway Casinos	05-Dec-17	41	\$10.73	\$10.44	\$0.48	\$73.5	2.5%	nmf
Big Rock Partners Acquisition	Senior housing	No	22-Nov-17	64	\$11.07	\$11.36	\$0.05	\$81.2	3.6%	nmf
Legacy Acquisition	CPG	BlueFocus	21-Nov-17	184	\$10.33	\$10.99	\$0.45	\$380.2	-1.2%	2.6%

*AlphaRank is exclusively produced by Accelerate Financial Technologies Inc. ("Accelerate"). Visit [AccelerateShares.com](https://www.accelerateinvest.com) for more information.

Disclaimer: This research does not constitute investment, legal or tax advice. Data provided in this research should not be viewed as a recommendation or solicitation of an offer to buy or sell any securities or investment strategies. The information in this research is based on current market conditions and may fluctuate and change in the future. No representation or warranty, expressed or implied, is made on behalf of Accelerate as to the accuracy or completeness of the information contained herein.

Accelerate does not accept any liability for any direct, indirect or consequential loss or damage suffered by any person as a result of relying on all or any part of this research and any liability is expressly disclaimed. Past performance is not indicative of future results.