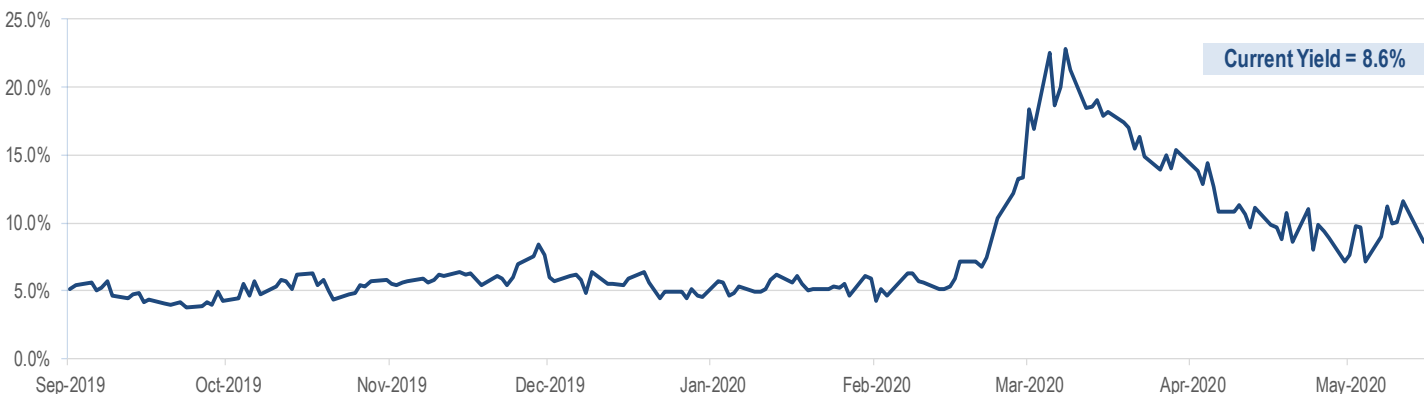


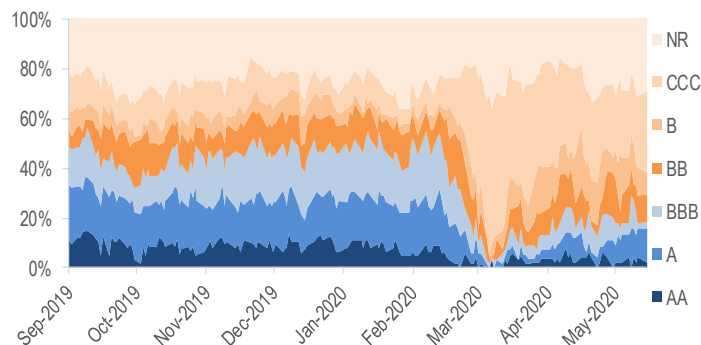


# Accelerate AlphaRank US Merger Monitor

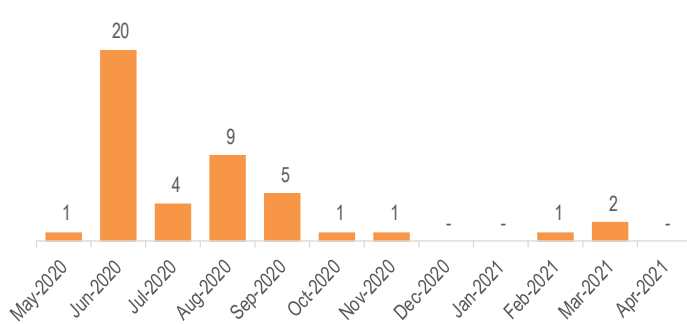
## Accelerate AlphaRank Merger Arbitrage Effective Yield



## Merger Risk Rating Distribution



## Expected Merger Completions



## New Mergers

Announced	Target	Acquirer	Yield
05-May-20	Portola Pharmaceuticals Inc	Alexion Pharmaceuticals Inc	9.1%
04-May-20	Stemline Therapeutics Inc	Menarini Group	nmf
08-Apr-20	Standard Diversified Inc	Turning Point Brands Inc	nmf
16-Mar-20	TerraForm Power Inc	Brookfield Renewable Partners	2.3%
13-Mar-20	Cincinnati Bell Inc	Macquarie Infrastructure and Re	6.1%
12-Mar-20	SB One Bancorp	Provident Financial Services I	6.3%
09-Mar-20	Willis Towers Watson PLC	Aon PLC	5.4%
05-Mar-20	Meet Group Inc/The	ProSiebenSat.1 / General Atlanti	5.1%
03-Mar-20	QIAGEN NV	Thermo Fisher Scientific Inc	-2.0%
02-Mar-20	Mobile Mini Inc	WillScot Corp	4.0%

## Highest Yielding Mergers

Expected Close	Target	Acquirer	Yield
30-Jun-20	Caesars Entertainment Corp	Eldorado Resorts Inc	50.0%
30-Oct-20	Craft Brew Alliance Inc	Anheuser-Busch InBev SANV	23.7%
15-Jul-20	Acacia Communications Inc	Cisco Systems Inc	23.7%
15-Aug-20	Adesto Technologies Corp	Dialog Semiconductor PLC	23.2%
30-Sep-20	Delphi Technologies PLC	BorgWarner Inc	20.7%
30-Jun-20	LogMeIn Inc	Francisco Partners / Elliott	19.6%
01-Jun-20	El Paso Electric Co	J.P. Morgan Investment Manage	14.3%
30-Sep-20	TD Ameritrade Holding Corp	Charles Schwab Corp/The	11.6%
30-Sep-20	Wright Medical Group NV	Stryker Corp	9.9%
03-Jul-20	Portola Pharmaceuticals Inc	Alexion Pharmaceuticals Inc	9.1%

## Closed Mergers

Closed	Target	Acquirer	Days to Close
08-May-20	Allergan PLC	AbbVie Inc	318
08-May-20	Pope Resources a Delaware LP	Rayonier Inc	114
05-May-20	Stars Group Inc/The	Flutter Entertainment PLC	216
01-May-20	Carolina Financial Corp	United Bankshares Inc/WV	165
27-Apr-20	Mellanox Technologies Ltd	NVIDIA Corp	413
24-Apr-20	MutualFirst Financial Inc	Northwest Bancshares Inc	178
17-Apr-20	Changyou.com Ltd	Sohu.com Ltd	84
17-Apr-20	Tallgrass Energy LP	Blackstone	122
16-Apr-20	Cypress Semiconductor Corp	Infineon Technologies AG	318
08-Apr-20	Jumei International Holding Lt	CEO	43

## Failed Mergers

Terminated	Target	Acquirer	Days to Failure
26-May-20	Texas Capital Bancshares Inc	Independent Bank Group Inc	169
04-May-20	Front Yard Residential Corp	Amherst Residential	76
17-Apr-20	Stein Mart Inc	Kingswood Capital Managemen	77
06-Apr-20	Hexcel Corp	Woodward Inc	85
31-Mar-20	HP Inc	Xerox Holdings Corp	28
13-Mar-20	Cincinnati Bell Inc	Brookfield Infrastructure Partner	81
11-Feb-20	Anixter International Inc	Clayton, Dubilier & Rice	104
03-Jan-20	Pacific Biosciences of Califor	Illumina Inc	428
23-Jan-19	Avista Corp	Hydro One Ltd	553
18-Dec-18	Rent-A-Center Inc	Vintage Capital	410



## Accelerate AlphaRank SPAC Monitor

Special Purpose Acquisition Company	Focus	Deal Announced?	IPO Date	Days Until Redemption	SPAC Price	Unit Price	Warrant Price	Market Cap (\$mm)	% (Discount) / Premium	Yield
<b>Average (103 SPACs)</b>					<b>\$10.24</b>	<b>\$10.62</b>	<b>\$0.69</b>	<b>\$284.6</b>	<b>0.3%</b>	<b>2.6%</b>
B. Riley Principal II	n/a	No	20-May-20	549	n/a	\$10.00	n/a	\$175.0	n/a	n/a
Novus Capital	Tech	No	15-May-20	544	n/a	\$9.94	n/a	\$99.4	n/a	n/a
GigCapital3	TMT	No	14-May-20	543	n/a	\$9.86	n/a	\$204.6	n/a	n/a
Jaws Acquisition	Diversified	No	14-May-20	694	n/a	\$10.28	n/a	\$616.8	n/a	n/a
Live Oak Acquisition	Financial services	No	6-May-20	716	n/a	\$9.90	n/a	\$198.0	n/a	n/a
Sustainable Opportunities	ESG	No	6-May-20	535	n/a	\$9.86	n/a	\$295.8	n/a	n/a
Roth CH Acquisition	Diversified	No	5-May-20	534	n/a	\$9.95	n/a	\$95.9	n/a	n/a
Collective Growth	Cannabis	No	1-May-20	530	n/a	\$9.90	n/a	\$188.2	n/a	n/a
Fortress Value Acquisition	n/a	No	30-Apr-20	710	n/a	\$10.00	n/a	\$300.0	n/a	n/a
Social Capital Hedosophia II	Tech	No	28-Apr-20	708	n/a	\$10.67	n/a	\$384.1	n/a	n/a
CC Neuberger	Financial / Technology	No	24-Apr-20	704	n/a	\$10.15	n/a	\$420.2	n/a	n/a
Chardan Healthcare Acquisition 2	Healthcare	No	24-Apr-20	704	n/a	\$10.00	n/a	\$106.3	n/a	n/a
Social Capital Hedosophia III	Tech International	No	22-Apr-20	702	n/a	\$10.35	n/a	\$857.0	n/a	n/a
DFP Healthcare Acquisitions	Healthcare	No	13-Mar-20	662	n/a	\$10.02	n/a	\$230.5	n/a	n/a
LifeSci Acquisition	Healthcare	No	10-Mar-20	659	n/a	\$10.27	n/a	\$84.2	n/a	n/a
Flying Eagle Acquisition	Media	No	10-Mar-20	659	\$10.25	\$10.65	\$1.78	\$884.1	2.5%	-1.2%
dMY Technology Group	Mobile apps	No	25-Feb-20	646	\$9.75	\$10.10	\$0.61	\$232.3	-2.7%	1.7%
East Stone Acquisition	Fintech	No	24-Feb-20	369	\$9.72	\$9.90	\$0.06	\$175.3	-2.8%	3.0%
Yunhong International	Consumer Asia (ex China)	No	18-Feb-20	274	n/a	\$9.75	\$0.05	\$70.4	n/a	n/a
CITIC Capital Acquisition	China	No	13-Feb-20	634	\$9.70	\$9.94	\$0.40	\$274.3	-3.6%	2.3%
InterPrivate Acquisition	n/a	No	6-Feb-20	535	\$9.79	\$9.90	\$0.55	\$307.4	-2.8%	2.1%
Gores Holdings IV	Diversified	No	28-Jan-20	618	\$10.05	\$10.18	\$1.15	\$432.7	0.5%	-0.1%
SCVX	Cybersecurity	No	28-Jan-20	618	\$9.76	\$10.02	\$0.75	\$200.4	-2.6%	1.7%
CIIG Merger	Technology / Media / Telecom	No	17-Dec-19	576	\$9.70	\$9.98	\$0.60	\$258.2	-3.4%	2.3%
Healthcare Merger	Healthcare	No	17-Dec-19	576	\$9.80	\$10.40	\$0.85	\$313.1	-2.8%	1.9%
Alussa Energy Acquisition	Oil & Gas	No	29-Nov-19	558	\$9.66	\$9.95	\$0.51	\$347.2	-4.1%	2.9%
CHP Merger	Healthcare	No	26-Nov-19	555	\$9.72	\$10.01	\$0.60	\$300.2	-3.3%	2.4%
PropTech Acquisition	PropTech	No	26-Nov-19	371	\$9.80	\$10.00	\$0.67	\$172.5	-2.2%	2.3%
Amplitude Healthcare Acquisition	Healthcare	No	22-Nov-19	551	\$9.70	\$9.97	\$0.65	\$121.3	-3.2%	2.3%
Software Acquisition Group	Software	No	22-Nov-19	367	\$9.80	\$10.00	\$0.55	\$183.1	-2.2%	2.4%
Greenvision Acquisition	Healthcare	No	21-Nov-19	185	\$9.90	\$10.14	\$0.11	\$72.9	-1.2%	2.6%
Juniper Industrial Holdings	Industrial	No	13-Nov-19	542	\$9.78	\$10.00	\$0.65	\$345.0	-3.0%	2.2%
Stable Road Acquisition	Cannabis	No	13-Nov-19	358	\$9.77	\$9.90	\$0.60	\$216.0	-2.5%	2.8%
LGL Systems Acquisition	Aerospace / Defense	No	12-Nov-19	541	\$9.74	\$10.00	\$0.59	\$210.0	-2.7%	2.0%
Merida Merger Corp I	Cannabis	No	7-Nov-19	536	\$9.65	n/a	\$0.25	\$158.0	-4.0%	2.9%
FinServ Acquisition	Financial services	No	5-Nov-19	534	\$9.69	\$10.25	\$0.80	\$327.1	-3.4%	2.5%
Osprey Technology Acquisition	SaaS	No	5-Nov-19	534	\$9.65	\$10.00	\$0.57	\$381.5	-4.2%	3.1%
Galileo Acquisition	Diversified	No	22-Oct-19	428	\$9.71	\$10.14	\$0.18	\$176.5	-3.2%	3.0%
Union Acquisition Corp II	Latin America	No	22-Oct-19	337	\$9.77	\$10.07	\$0.15	\$251.8	-2.9%	3.4%
Apex Technology Acquisition	Software	No	19-Sep-19	487	\$9.85	\$10.50	\$1.00	\$438.9	-2.4%	2.0%
Experience Investment	Travel / Leisure	No	17-Sep-19	485	\$9.79	\$10.00	\$0.60	\$336.5	-2.6%	2.1%
New Providence Acquisition	Consumer	No	13-Sep-19	315	\$9.90	\$10.45	\$0.45	\$240.4	-2.0%	2.5%
Thunder Bridge Acquisition II	Fintech	No	13-Aug-19	468	\$9.93	\$10.44	\$0.90	\$360.2	-2.0%	1.7%
Silver Spike Acquisition	Cannabis	No	12-Aug-19	268	\$9.90	\$10.01	\$0.22	\$309.4	-2.6%	3.8%
Orisun Acquisition	Technology	No	6-Aug-19	78	\$10.02	\$10.20	\$0.08	\$59.0	-0.7%	3.4%
Netfin Acquisition	Fintech	No	2-Aug-19	258	\$10.01	\$10.40	\$0.34	\$323.4	-1.5%	2.4%
Switchback Energy Acquisition	Energy	No	30-Jul-19	436	\$9.85	\$10.25	\$0.90	\$386.8	-2.5%	2.3%
Conyers Park II Acquisition	Consumer	No	22-Jul-19	428	\$10.60	\$11.50	\$1.56	\$517.5	5.3%	-4.2%
Oaktree Acquisition	Industrial / Consumer	No	22-Jul-19	428	\$9.94	\$10.45	\$1.08	\$210.3	-1.6%	1.5%
SC Health	Healthcare Asia Pacific	No	16-Jul-19	241	\$9.99	\$10.45	\$1.00	\$180.3	-1.2%	2.0%
Tuscan Holdings Corp II	Cannabis	No	16-Jul-19	331	\$9.84	\$9.75	\$0.28	\$214.4	-2.8%	3.4%
Churchill Capital Corp II	Diversified	No	1-Jul-19	407	\$10.41	\$11.06	\$1.59	\$763.1	3.0%	-2.5%
South Mountain Merger	Fintech	No	24-Jun-19	400	\$9.92	\$10.46	\$0.75	\$261.4	-1.8%	1.8%
Pivotal Investment Corp II	Technology	No	16-Jun-19	241	\$9.95	\$10.10	\$0.51	\$232.3	-1.5%	2.4%
Haymaker Acquisition Corp II	Consumer	No	11-Jun-19	387	\$10.05	\$10.64	\$0.91	\$425.6	-0.6%	0.7%
GigCapital2	Technology / Media / Telecom	No	10-Jun-19	204	\$10.00	\$10.40	\$0.28	\$231.3	-0.9%	1.8%
Proficient Alpha Acquisition	Financial services Asia	Lion Financial Group	3-Jun-19	14	\$10.12	\$10.40	\$0.04	\$150.5	-0.6%	n/mf
GX Acquisition	Diversified	No	23-May-19	368	\$9.85	\$10.37	\$0.67	\$354.0	-3.0%	3.2%
AGBA Acquisition	China	No	16-May-19	88	\$10.10	n/a	\$0.07	\$60.3	-1.3%	5.9%
Landcadia Holdings II	Consumer / Dining / Hospitality	No	9-May-19	354	\$9.85	\$10.05	\$0.41	\$397.3	-2.7%	3.0%
Act II Global Acquisition	Consumer	Whole Earth Brands	25-Apr-19	22	\$10.07	\$10.50	\$0.95	\$377.6	-1.1%	20.0%
Replay Acquisition	Argentina / Brazil	No	8-Apr-19	323	\$9.96	\$10.23	\$0.49	\$367.6	-2.3%	2.9%
8i Enterprises Acquisition	Asia	Diginex	1-Apr-19	26	\$10.02	\$10.60	\$0.27	\$76.0	-1.7%	27.4%

Insurance Acquisition	Insurance	No	22-Mar-19	125	\$10.07	\$10.32	\$0.60	\$208.0	-1.1%	3.3%
Trine Acquisition	Technology / Consumer / Medi	No	19-Mar-19	303	\$9.99	\$10.24	\$0.60	\$307.4	-1.9%	2.4%
Crescent Acquisition	Diversified	No	12-Mar-19	296	\$9.93	\$10.12	\$0.80	\$253.0	-2.1%	2.8%
Tuscan Holdings	Cannabis	No	7-Mar-19	201	\$10.08	\$10.25	\$0.32	\$289.2	-0.8%	1.6%
Hennessy Capital Acquisition	Industrial / Infrastructure	No	5-Mar-19	108	\$10.23	\$10.54	\$0.46	\$395.4	-0.2%	0.8%
DiamondPeak Holdings	Real estate	No	4-Mar-19	288	\$9.99	\$10.25	n/a	\$287.0	-1.4%	2.0%
Tortoise Acquisition	Energy	No	4-Mar-19	288	\$9.92	\$10.02	\$0.30	\$233.5	-2.3%	3.2%
Acamar Partners Acquisition	Diversified	No	26-Feb-19	282	\$9.97	\$10.20	\$0.45	\$380.8	-1.7%	2.4%
RMG Acquisition	Diversified / Industrial materials	No	12-Feb-19	268	\$9.98	\$10.00	\$0.50	\$230.0	-1.6%	2.4%
Monocle Acquisition	Aerospace / Industrial / Techno	AerSale	11-Feb-19	175	\$10.12	\$10.83	\$0.16	\$241.3	-1.4%	3.2%
Gores Metropoulos	Diversified	No	6-Feb-19	261	\$10.25	\$10.70	\$1.49	\$512.5	0.5%	-0.6%
Andina Acquisition Corp III	Latin America	No	1-Feb-19	72	\$10.10	\$10.35	\$0.06	\$143.8	-1.0%	5.5%
CF Finance Acquisition	Financial / Real estate	No	17-Dec-18	28	\$10.27	\$10.90	\$0.58	\$368.9	-0.6%	8.1%
Schulze Special Purpose	Distressed	No	14-Dec-18	24	\$10.21	\$10.56	\$0.36	\$171.6	-0.2%	3.1%
AMCI Acquisition	Natural Resources	Unnamed Mining Company	20-Nov-18	0	\$10.24	\$10.70	\$0.37	\$236.0	0.1%	nmf
FinTech Acquisition Corp III	Fintech	No	20-Nov-18	184	\$10.28	\$10.80	\$1.15	\$455.3	0.3%	-0.5%
Alberton Acquisition	Diversified	No	24-Oct-18	159	\$10.60	\$10.94	\$0.03	\$112.6	0.8%	-1.8%
Graf Industrial	Industrial	PureCycle Technologies	18-Oct-18	72	\$10.39	\$10.71	\$0.47	\$261.1	1.7%	-7.9%
Collier Creek Holdings	Diversified	No	10-Oct-18	143	\$10.71	\$11.68	\$1.90	\$598.4	4.4%	nmf
ARYA Sciences Acquisition	Healthcare	Immatics Biotechnologies	10-Oct-18	143	\$10.91	\$12.30	\$2.75	\$221.0	5.5%	nmf
Longevity Acquisition	China	No	31-Aug-18	8	\$10.55	\$10.60	\$0.09	\$55.9	-0.5%	nmf
Megalith Financial Acquisition	Fintech	Unnamed Banking Platform	28-Aug-18	8	\$10.43	\$10.50	\$0.52	\$220.7	-0.1%	nmf
Tenzing Acquisition	India	No	23-Aug-18	68	\$9.57	\$10.44	\$0.18	\$80.1	-10.1%	nmf
Forum Merger II	Diversified	Unnamed Food Company	7-Aug-18	21	\$10.84	\$12.24	\$1.45	\$278.1	4.3%	nmf
Tottenham Acquisition I	Diversified China	No	6-Aug-18	170	\$10.65	n/a	\$0.05	\$39.5	-0.5%	1.3%
Spartan Energy Acquisition	Energy	No	4-Aug-18	76	\$10.23	\$10.63	\$0.61	\$705.9	-0.9%	4.4%
HL Acquisitions	Hydrocarbon logistics	No	2-Jul-18	43	\$10.50	\$10.81	\$0.15	\$70.9	0.5%	-3.8%
LF Capital Acquisition	Commercial banking	No	25-Jun-18	36	\$10.42	\$10.50	\$0.40	\$202.2	-0.2%	2.2%
Far Point Acquisition	Fintech	Global Blue AG	14-Jun-18	25	\$10.21	\$10.25	\$0.45	\$807.2	-1.0%	15.2%
Trident Acquisitions	Oil & Gas Eastern Europe	No	1-Jun-18	6	\$10.63	n/a	\$0.17	\$140.6	0.0%	nmf
VectolQ Acquisition	Industrial technology	Nikola	18-May-18	72	\$22.85	\$32.34	\$8.05	\$958.6	120.4%	nmf
Pure Acquisition	Oil & Gas	High Peak Energy	18-Apr-18	93	\$10.64	\$10.52	\$1.30	\$489.1	1.1%	-4.2%
Opes Acquisition	Mexico	No	16-Mar-18	29	\$10.65	n/a	\$0.06	\$83.7	0.2%	-1.8%
Leo Holdings	Consumer	Digital Media	15-Feb-18	72	\$10.33	\$10.89	\$0.63	\$251.2	-0.5%	2.8%
Mudrick Capital Acquisition	Distressed	Hycroft Mining	12-Feb-18	9	\$10.40	\$11.65	\$0.78	\$125.9	0.0%	nmf
Gordon Pointe Acquisition	Fintech	HOF Village	30-Jan-18	26	\$11.00	\$10.73	\$0.33	\$64.4	2.2%	nmf
Nebula Acquisition	Technology	Open Lending	16-Jan-18	23	\$10.25	\$11.49	\$1.10	\$352.2	-0.2%	3.5%
Leisure Acquisition	Leisure	Gateway Casinos	5-Dec-17	41	\$10.73	\$10.44	\$0.48	\$73.5	2.5%	nmf
Big Rock Partners Acquisition	Senior housing	No	22-Nov-17	64	\$11.07	\$11.36	\$0.05	\$81.2	3.6%	nmf
Legacy Acquisition	CPG	BlueFocus	21-Nov-17	184	\$10.33	\$10.99	\$0.45	\$380.2	-1.2%	2.6%