


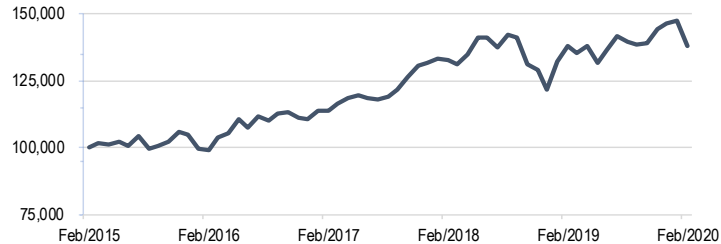


Accelerate Alpha Rank - Top Stocks Canada

Past Month Performance of Top Decile Alpha Rank Portfolio



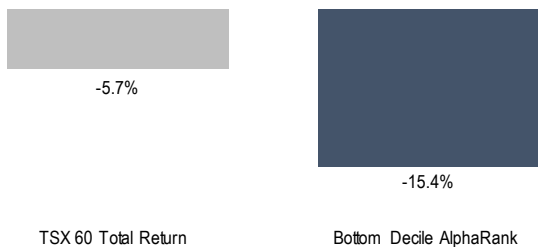
Growth of 100K in Top Decile Alpha Rank Portfolio over 5 Years



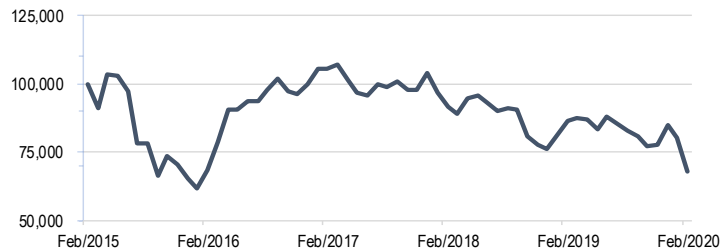
Company	Alpha Rank*	Value	Quality	Price Momentum	Operating Momentum	Trend
ORC.B	Orca Exploration Group Inc	99.9				
REAL.	Real Matters Inc	99.7				
Y.	Yellow Pages Ltd	99.3				
ASR.	Alacer Gold Corp	99.3				
DPM.	Dundee Precious Metals Inc	99.2				
ORA	Aura Minerals Inc	99.0				
GCM.	Gran Colombia Gold Corp	98.2				
STN.	Stantec Inc	98.1				
CIX.	CI Financial Corp	98.0				
CSW.A	Corby Spirit and Wine Ltd	97.9				

Accelerate Alpha Rank - Bottom Stocks Canada

Past Month Performance of Bottom Decile Alpha Rank Portfolio



Growth of 100K in Bottom Decile Alpha Rank Portfolio over 5 Years



Company	Alpha Rank*	Value	Quality	Price Momentum	Operating Momentum	Trend
VFF.	Village Farms International Inc	0.7				
CFX.	Canfor Pulp Products Inc	1.5				
NVO.	Novo Resources Corp	2.1				
ACB.	Aurora Cannabis Inc	2.7				
TH.	Theratechnologies Inc	3.1				
HSE.	Husky Energy Inc	3.1				
IMV.	IMV Inc	3.3				
POU.	Paramount Resources Ltd	3.4				
EFR.	Energy Fuels Inc	3.4				
HBM.	Hudbay Minerals Inc	3.7				


* AlphaRank is exclusively produced by Accelerate Financial Technologies Inc. ("Accelerate"). AlphaRank represents Accelerate's equity ranking according to its proprietary multi-factor model. AlphaRank assigns a numeric value from zero (bottom ranked) to 100 (top ranked) based on selected predictive factors. Visit AccelerateShares.com for more information.

Disclaimer: This research does not constitute investment, legal or tax advice. Data provided in this research should not be viewed as a recommendation or solicitation of an offer to buy or sell any securities or investment strategies. The information in this research is based on current market conditions and may fluctuate and change in the future. No representation or warranty, expressed or implied, is made on behalf of Accelerate as to the accuracy or completeness of the information contained herein. Accelerate does not accept any liability for any direct, indirect or consequential loss or damage suffered by any person as a result of relying on all or any part of this research and any liability is expressly disclaimed. Past performance is not indicative of future results.



Accelerate Alpha Rank - Top Stocks US

Past Month Performance of Top Decile Alpha Rank Portfolio




Growth of 100K in Top Decile Alpha Rank Portfolio over 5 Years



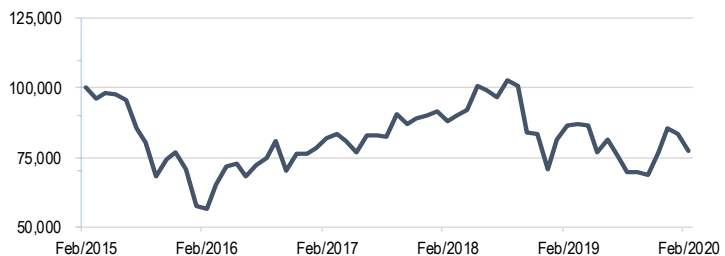
Company	Alpha Rank*	Value	Quality	Price Momentum	Operating Momentum	Trend
HPQ HP Inc	100.0	██████████	██████████	██████████	██████████	██████████
SENEA Seneca Foods Corp	100.0	██████████	██████████	██████████	██████████	██████████
BIIB Biogen Inc	99.9	██████████	██████████	██████████	██████████	██████████
TGT Target Corp	99.9	██████████	██████████	██████████	██████████	██████████
PCOM Points International Ltd	99.9	██████████	██████████	██████████	██████████	██████████
MCK McKesson Corp	99.8	██████████	██████████	██████████	██████████	██████████
DVA DaVita Inc	99.8	██████████	██████████	██████████	██████████	██████████
INTC Intel Corp	99.8	██████████	██████████	██████████	██████████	██████████
CURO Curo Group Holdings Corp	99.7	██████████	██████████	██████████	██████████	██████████
ORCL Oracle Corp	99.7	██████████	██████████	██████████	██████████	██████████

Accelerate Alpha Rank - Bottom Stocks US

Past Month Performance of Bottom Decile Alpha Rank Portfolio



Growth of 100K in Bottom Decile Alpha Rank Portfolio over 5 Years



Company	Alpha Rank*	Value	Quality	Price Momentum	Operating Momentum	Trend
KALV Kalvista Pharmaceuticals	0.0	██████████	██████████	██████████	██████████	██████████
MRKR Marker Therapeutics Inc	0.1	██████████	██████████	██████████	██████████	██████████
GOSS Gossamer Bio Inc	0.1	██████████	██████████	██████████	██████████	██████████
GRTS Gritstone Oncology	0.1	██████████	██████████	██████████	██████████	██████████
MYOV Myovant Sciences Ltd	0.1	██████████	██████████	██████████	██████████	██████████
RMTI Rockwell Medical Inc	0.2	██████████	██████████	██████████	██████████	██████████
XERS Xeris Pharmaceuticals Inc	0.2	██████████	██████████	██████████	██████████	██████████
CLXT Calyxt Inc	0.2	██████████	██████████	██████████	██████████	██████████
SPRO Spero Therapeutics Inc	0.3	██████████	██████████	██████████	██████████	██████████
AGLE Aeglea Biotherapeutics Inc	0.3	██████████	██████████	██████████	██████████	██████████

* AlphaRank is exclusively produced by Accelerate Financial Technologies Inc. ("Accelerate"). AlphaRank represents Accelerate's equity ranking according to its proprietary multi-factor model. AlphaRank assigns a numeric value from zero (bottom ranked) to 100 (top ranked) based on selected predictive factors. Visit AccelerateShares.com for more information.

Disclaimer: This research does not constitute investment, legal or tax advice. Data provided in this research should not be viewed as a recommendation or solicitation of an offer to buy or sell any securities or investment strategies. The information in this research is based on current market conditions and may fluctuate and change in the future. No representation or warranty, expressed or implied, is made on behalf of Accelerate as to the accuracy or completeness of the information contained herein. Accelerate does not accept any liability for any direct, indirect or consequential loss or damage suffered by any person as a result of relying on all or any part of this research and any liability is expressly disclaimed. Past performance is not indicative of future results.