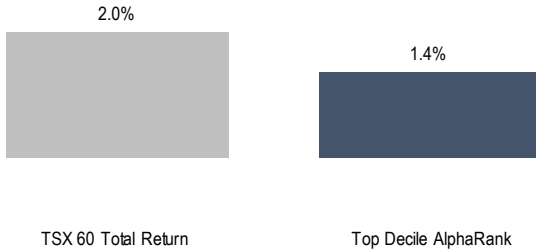


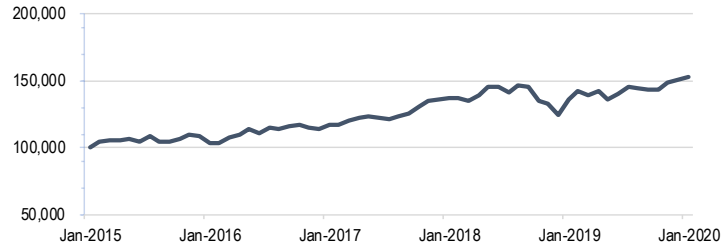


Accelerate *Alpha Rank* - Top Stocks Canada

Past Month Performance of Top Decile *Alpha Rank* Portfolio



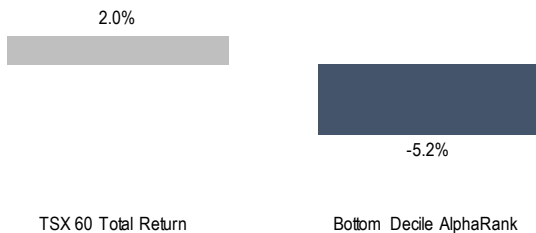
Growth of 100K in Top Decile *Alpha Rank* Portfolio over 5 Years



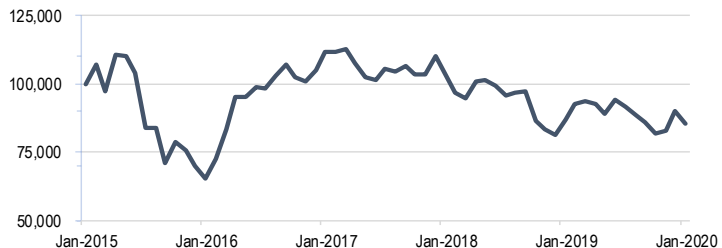
Company	<i>Alpha Rank</i> *	Value	Quality	Price Momentum	Operating Momentum	Trend
DOO. BRP Inc	100.0					
ORC.B Orca Exploration Group Inc	99.8					
CIX. Ci Financial Corp	99.6					
TXG. Torex Gold Resources Inc	99.3					
HDI. Hardwoods Distribution Inc	99.1					
ASR. Alacer Gold Corp	98.7					
GCM. Gran Colombia Gold Corp	98.2					
Y. Yellow Pages Ltd	98.2					
PXT. Parex Resources Inc	98.0					
CTC.A Canadian Tire Corp Ltd	97.9					

Accelerate *Alpha Rank* - Bottom Stocks Canada

Past Month Performance of Bottom Decile *Alpha Rank* Portfolio



Growth of 100K in Bottom Decile *Alpha Rank* Portfolio over 5 Years



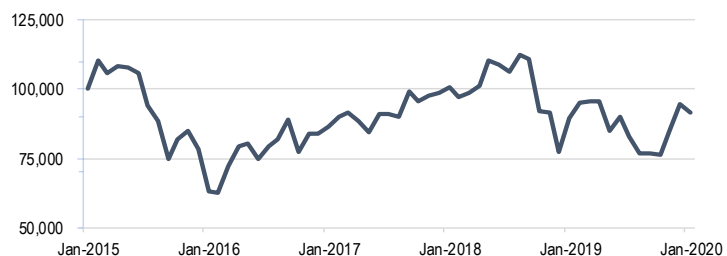
Company	<i>Alpha Rank</i> *	Value	Quality	Price Momentum	Operating Momentum	Trend
LMNL. Liminal BioSciences Inc	0.5					
HEXO. Hexo Corp	0.6					
BTR. Bonterra Resources Inc	0.6					
VFF. Village Farms International Inc	0.9					
CRDL. Cardiol Therapeutics Inc	1.5					
PAT. Patriot One Technologies Inc	1.7					
PG. Premier Gold Mines Ltd	1.8					
EFR. Energy Fuels Inc	2.0					
CFX. Canfor Pulp Products Inc	2.4					
MUX. McEwen Mining Inc	2.7					

* AlphaRank is exclusively produced by Accelerate Financial Technologies Inc. ("Accelerate"). AlphaRank represents Accelerate's equity ranking according to its proprietary multi-factor model. AlphaRank assigns a numeric value from zero (bottom ranked) to 100 (top ranked) based on selected predictive factors. Visit AccelerateShares.com for more information.

Disclaimer: This research does not constitute investment, legal or tax advice. Data provided in this research should not be viewed as a recommendation or solicitation of an offer to buy or sell any securities or investment strategies. The information in this research is based on current market conditions and may fluctuate and change in the future. No representation or warranty, expressed or implied, is made on behalf of Accelerate as to the accuracy or completeness of the information contained herein. Accelerate does not accept any liability for any direct, indirect or consequential loss or damage suffered by any person as a result of relying on all or any part of this research and any liability is expressly disclaimed. Past performance is not indicative of future results.

Accelerate **Alpha Rank** - Top Stocks USPast Month Performance of Top Decile *Alpha Rank* PortfolioGrowth of 100K in Top Decile *Alpha Rank* Portfolio over 5 Years

Company	<i>Alpha Rank</i> *	Value	Quality	Price Momentum	Operating Momentum	Trend
SNBR	Sleep Number Corp	100.0				
AAPL	Apple Inc	99.9				
MTH	Meritage Homes Corp	99.9				
UFPI	Universal Forest Prods Inc	99.9				
DECK	Deckers Outdoor Corp	99.9				
MCK	McKesson Corp	99.8				
DOOR	Masonite International Corp	99.8				
LRCX	Lam Research Corp	99.7				
DVA	DaVita Inc	99.7				
AMAT	Applied Materials Inc	99.7				

Accelerate **Alpha Rank** - Bottom Stocks USPast Month Performance of Bottom Decile *Alpha Rank* PortfolioGrowth of 100K in Bottom Decile *Alpha Rank* Portfolio over 5 Years

Company	<i>Alpha Rank</i> *	Value	Quality	Price Momentum	Operating Momentum	Trend
XERS	Xeris Pharmaceuticals Inc	0.0				
MRKR	Marker Therapeutics Inc	0.1				
VAL	Valaris Plc	0.1				
MYOV	Myovant Sciences Ltd	0.1				
ELOX	Eloxx Pharmaceuticals Inc	0.1				
PACD	Pacific Drilling Sa	0.2				
BLUE	Bluebird Bio Inc	0.2				
SVRA	Savara Inc	0.2				
NEPT	Neptune Wellness Solutions Inc	0.3				
LQDA	Liquidia Technologies	0.3				

* AlphaRank is exclusively produced by Accelerate Financial Technologies Inc. ("Accelerate"). AlphaRank represents Accelerate's equity ranking according to its proprietary multi-factor model. AlphaRank assigns a numeric value from zero (bottom ranked) to 100 (top ranked) based on selected predictive factors. Visit AccelerateShares.com for more information.

Disclaimer: This research does not constitute investment, legal or tax advice. Data provided in this research should not be viewed as a recommendation or solicitation of an offer to buy or sell any securities or investment strategies. The information in this research is based on current market conditions and may fluctuate and change in the future. No representation or warranty, expressed or implied, is made on behalf of Accelerate as to the accuracy or completeness of the information contained herein. Accelerate does not accept any liability for any direct, indirect or consequential loss or damage suffered by any person as a result of relying on all or any part of this research and any liability is expressly disclaimed. Past performance is not indicative of future results.