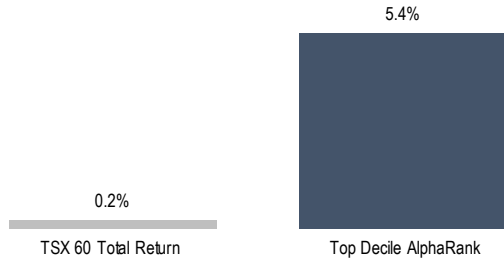


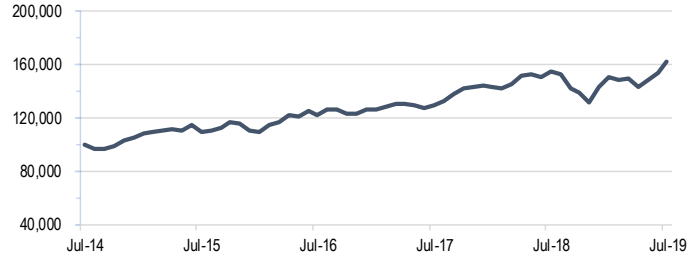


Accelerate Alpha Rank - Top Stocks Canada

Past Month Performance of Top Decile Alpha Rank Portfolio



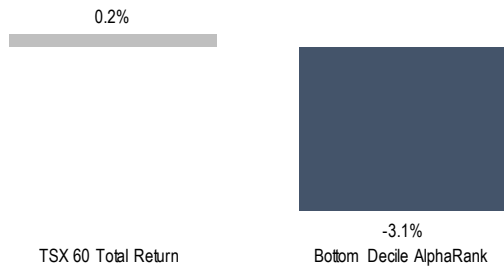
Growth of 100K in Top Decile Alpha Rank Portfolio over 5 Years



Company	Alpha Rank*	Value	Quality	Price Momentum	Operating Momentum	Trend
CCA. Cogeco Communications Inc	99.4					
GCM. Gran Colombia Gold Corp	99.3					
CGO. Cogeco Inc	98.9					
CSU. Constellation Software Inc	98.1					
ERO. ERO Copper Corp	97.7					
BYD.UN Boyd Group Income Fund	97.5					
HLF. High Liner Foods Inc	97.3					
MIC. Genworth MI Canada Inc	97.2					
SPB. Superior Plus Corp	96.9					
VMD. Viemed Healthcare Inc	96.5					

Accelerate Alpha Rank - Bottom Stocks Canada

Past Month Performance of Bottom Decile Alpha Rank Portfolio



Growth of 100K in Bottom Decile Alpha Rank Portfolio over 5 Years



Company	Alpha Rank*	Value	Quality	Price Momentum	Operating Momentum	Trend
IMV. IMV Inc	0.2					
SNC. SNC-Lavalin Group Inc	1.9					
BTR. Bonterra Resources Inc	2.0					
BTE. Baytex Energy Corp	2.3					
TH. Theratechnologies Inc	2.5					
PLI. Prometic Life Sciences Inc	2.9					
NVA. NuVista Energy Ltd	3.4					
MEG. MEG Energy Corp	4.0					
CFX. Canfor Pulp Products Inc	4.1					
HSE. Husky Energy Inc	4.3					

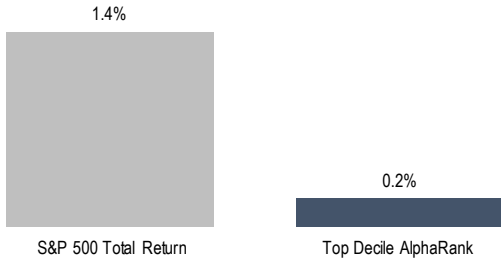
* AlphaRank is exclusively produced by Accelerate Financial Technologies Inc. ("Accelerate"). AlphaRank represents Accelerate's equity ranking according to its proprietary multi-factor model. AlphaRank assigns a numeric value from zero (bottom ranked) to 100 (top ranked) based on selected predictive factors. Visit AccelerateShares.com for more information.

Disclaimer: This research does not constitute investment, legal or tax advice. Data provided in this research should not be viewed as a recommendation or solicitation of an offer to buy or sell any securities or investment strategies. The information in this research is based on current market conditions and may fluctuate and change in the future. No representation or warranty, expressed or implied, is made on behalf of Accelerate as to the accuracy or completeness of the information contained herein. Accelerate does not accept any liability for any direct, indirect or consequential loss or damage suffered by any person as a result of relying on all or any part of this research and any liability is expressly disclaimed. Past performance is not indicative of future results.



Accelerate *Alpha Rank* - Top Stocks US

Past Month Performance of Top Decile *Alpha Rank* Portfolio



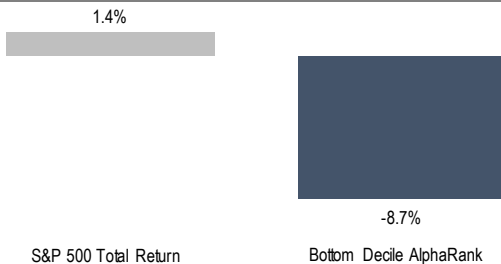
Growth of 100K in Top Decile *Alpha Rank* Portfolio over 5 Years



Company	<i>Alpha Rank</i> *	Value	Quality	Price Momentum	Operating Momentum	Trend
GSB GlobalSCAPE Inc	100.0					
AZPN Aspen Technology Inc	100.0					
ABG Asbury Automotive Group Inc	99.9					
SNBR Sleep Number Corp	99.9					
CSL Carlisle Cos Inc	99.9					
LAD Lithia Motors Inc	99.9					
CLCT Collectors Universe Inc	99.8					
FICO Fair Isaac Corp	99.8					
SAM Boston Beer Co Inc	99.8					
BMCH BMC Stock Holdings Inc	99.7					

Accelerate *Alpha Rank* - Bottom Stocks US

Past Month Performance of Bottom Decile *Alpha Rank* Portfolio



Growth of 100K in Bottom Decile *Alpha Rank* Portfolio over 5 Years



Company	<i>Alpha Rank</i> *	Value	Quality	Price Momentum	Operating Momentum	Trend
RYTM Rhythm Pharmaceuticals Inc	0.0					
FOMX Foamix Pharmaceuticals Ltd	0.1					
ABEO Abeona Therapeutics Inc	0.1					
FTSV Forty Seven Inc	0.1					
GLMD Galmed Pharmaceuticals Ltd	0.1					
AQMS Aqua Metals Inc	0.2					
BCRX BioCryst Pharmaceuticals Inc	0.2					
PACD Pacific Drilling Sa	0.3					
ARDX Ardelyx Inc	0.3					
SRNE Sorrento Therapeutics Inc	0.3					

* AlphaRank is exclusively produced by Accelerate Financial Technologies Inc. ("Accelerate"). AlphaRank represents Accelerate's equity ranking according to its proprietary multi-factor model. AlphaRank assigns a numeric value from zero (bottom ranked) to 100 (top ranked) based on selected predictive factors. Visit AccelerateShares.com for more information.

Disclaimer: This research does not constitute investment, legal or tax advice. Data provided in this research should not be viewed as a recommendation or solicitation of an offer to buy or sell any securities or investment strategies. The information in this research is based on current market conditions and may fluctuate and change in the future. No representation or warranty, expressed or implied, is made on behalf of Accelerate as to the accuracy or completeness of the information contained herein. Accelerate does not accept any liability for any direct, indirect or consequential loss or damage suffered by any person as a result of relying on all or any part of this research and any liability is expressly disclaimed. Past performance is not indicative of future results.