


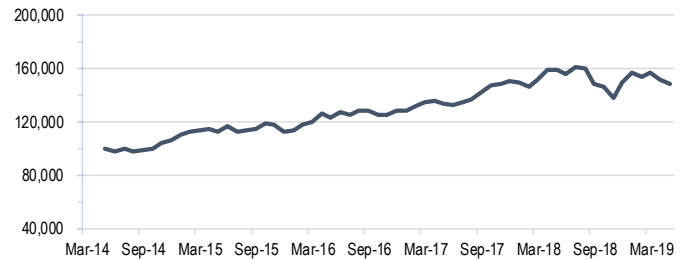


Accelerate Alpha Rank - Top Stocks Canada

Past Month Performance of Top Decile Alpha Rank Portfolio



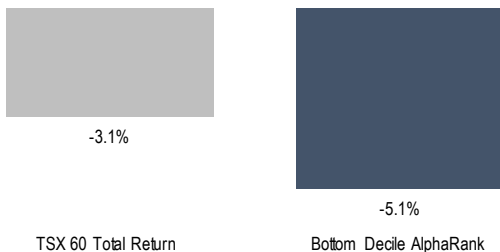
Growth of 100K in Top Decile Alpha Rank Portfolio over 5 Years



| Company | Alpha Rank* | Value | Quality | Price Momentum | Operating Momentum | Trend |
|---------------------------------------|-------------|------------|------------|----------------|--------------------|------------|
| PXT. Parex Resources Inc | 99.9 | ██████████ | ██████████ | ██████████ | ██████████ | ██████████ |
| GDI. GDI Integrated Facility Services | 99.3 | ██████████ | ██████████ | ██████████ | ██████████ | ██████████ |
| VMD. Viemed Healthcare Inc | 99.2 | ██████████ | ██████████ | ██████████ | ██████████ | ██████████ |
| ERO. ERO Copper Corp | 99.2 | ██████████ | ██████████ | ██████████ | ██████████ | ██████████ |
| BYD.UN Boyd Group Income Fund | 98.8 | ██████████ | ██████████ | ██████████ | ██████████ | ██████████ |
| LIF. Labrador Iron Ore Royalty Corp | 98.4 | ██████████ | ██████████ | ██████████ | ██████████ | ██████████ |
| SMF. SEMAFO Inc | 98.2 | ██████████ | ██████████ | ██████████ | ██████████ | ██████████ |
| RY. Royal Bank of Canada | 97.5 | ██████████ | ██████████ | ██████████ | ██████████ | ██████████ |
| ECN. ECN Capital Corp | 97.1 | ██████████ | ██████████ | ██████████ | ██████████ | ██████████ |
| SPB. Superior Plus Corp | 97.0 | ██████████ | ██████████ | ██████████ | ██████████ | ██████████ |

Accelerate Alpha Rank - Bottom Stocks Canada

Past Month Performance of Bottom Decile Alpha Rank Portfolio



Growth of 100K in Bottom Decile Alpha Rank Portfolio over 5 Years



| Company | Alpha Rank* | Value | Quality | Price Momentum | Operating Momentum | Trend |
|--------------------------------------|-------------|------------|------------|----------------|--------------------|------------|
| TGOD. Green Organic Dutchman Holding | 1.0 | █ | █ | █ | ██████████ | ██████████ |
| APHA. Aphria Inc | 1.2 | █ | █ | █ | ██████████ | █ |
| CFP. Canfor Corp | 2.1 | █ | ██████████ | █ | ██████████ | █ |
| KOR. Corvus Gold Inc | 3.1 | █ | █ | ██████████ | ██████████ | █ |
| IMV. IMV Inc | 3.1 | █ | █ | ██████████ | ██████████ | █ |
| NXE. NexGen Energy Ltd | 3.4 | █ | █ | ██████████ | ██████████ | █ |
| NVA. NuVista Energy Ltd | 3.4 | ██████████ | █ | █ | ██████████ | █ |
| STEP. STEP Energy Services Ltd | 4.0 | █ | ██████████ | █ | ██████████ | █ |
| EMH. Emerald Health Therapeutics Inc | 4.1 | █ | █ | ██████████ | ██████████ | ██████████ |
| VLE. Valeura Energy Inc | 4.3 | █ | ██████████ | █ | ██████████ | █ |


* AlphaRank is exclusively produced by Accelerate Financial Technologies Inc. ("Accelerate"). AlphaRank represents Accelerate's equity ranking according to its proprietary multi-factor model. AlphaRank assigns a numeric value from zero (bottom ranked) to 100 (top ranked) based on selected predictive factors. Visit AccelerateShares.com for more information.

Disclaimer: This research does not constitute investment, legal or tax advice. Data provided in this research should not be viewed as a recommendation or solicitation of an offer to buy or sell any securities or investment strategies. The information in this research is based on current market conditions and may fluctuate and change in the future. No representation or warranty, expressed or implied, is made on behalf of Accelerate as to the accuracy or completeness of the information contained herein. Accelerate does not accept any liability for any direct, indirect or consequential loss or damage suffered by any person as a result of relying on all or any part of this research and any liability is expressly disclaimed. Past performance is not indicative of future results.

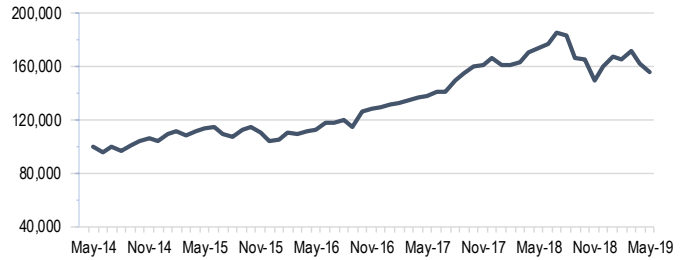


Accelerate *Alpha Rank* - Top Stocks US

Past Month Performance of Top Decile *Alpha Rank* Portfolio



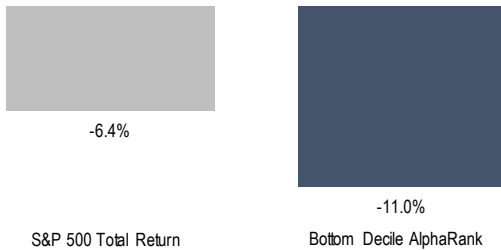
Growth of 100K in Top Decile *Alpha Rank* Portfolio over 5 Years



| Company | <i>Alpha Rank</i> * | Value | Quality | Price Momentum | Operating Momentum | Trend |
|--------------------------------|---------------------|-------|---------|----------------|--------------------|-------|
| GSB GlobalSCAPE Inc | 100.0 | | | | | |
| AZO AutoZone Inc | 100.0 | | | | | |
| DECK Deckers Outdoor Corp | 99.9 | | | | | |
| CSCO Cisco Systems Inc | 99.9 | | | | | |
| RCII Rent-A-Center Inc/TX | 99.9 | | | | | |
| LULU Lululemon Athletica Inc | 99.8 | | | | | |
| KL Kirkland Lake Gold Ltd | 99.8 | | | | | |
| CPRT Copart Inc | 99.8 | | | | | |
| ULTA Ulta Beauty Inc | 99.7 | | | | | |
| CINF Cincinnati Financial Corp | 99.7 | | | | | |

Accelerate *Alpha Rank* - Bottom Stocks US

Past Month Performance of Bottom Decile *Alpha Rank* Portfolio



Growth of 100K in Bottom Decile *Alpha Rank* Portfolio over 5 Years



| Company | <i>Alpha Rank</i> * | Value | Quality | Price Momentum | Operating Momentum | Trend |
|------------------------------------|---------------------|-------|---------|----------------|--------------------|-------|
| OCUL Ocular Therapeutix Inc | 0.0 | | | | | |
| DCPH Deciphera Pharmaceuticals Inc | 0.1 | | | | | |
| ABEO Abeona Therapeutics Inc | 0.1 | | | | | |
| LJPC La Jolla Pharmaceutical Co | 0.1 | | | | | |
| ACRS Aclaris Therapeutics Inc | 0.1 | | | | | |
| SYRS Syros Pharmaceuticals Inc | 0.2 | | | | | |
| ABUS Arbutus Biopharma Corp | 0.2 | | | | | |
| NVAX Novavax Inc | 0.2 | | | | | |
| CDE Coeur Mining Inc | 0.3 | | | | | |
| MDGL Madrigal Pharmaceuticals Inc | 0.3 | | | | | |

* AlphaRank is exclusively produced by Accelerate Financial Technologies Inc. ("Accelerate"). AlphaRank represents Accelerate's equity ranking according to its proprietary multi-factor model. AlphaRank assigns a numeric value from zero (bottom ranked) to 100 (top ranked) based on selected predictive factors. Visit AccelerateShares.com for more information.

Disclaimer: This research does not constitute investment, legal or tax advice. Data provided in this research should not be viewed as a recommendation or solicitation of an offer to buy or sell any securities or investment strategies. The information in this research is based on current market conditions and may fluctuate and change in the future. No representation or warranty, expressed or implied, is made on behalf of Accelerate as to the accuracy or completeness of the information contained herein. Accelerate does not accept any liability for any direct, indirect or consequential loss or damage suffered by any person as a result of relying on all or any part of this research and any liability is expressly disclaimed. Past performance is not indicative of future results.