
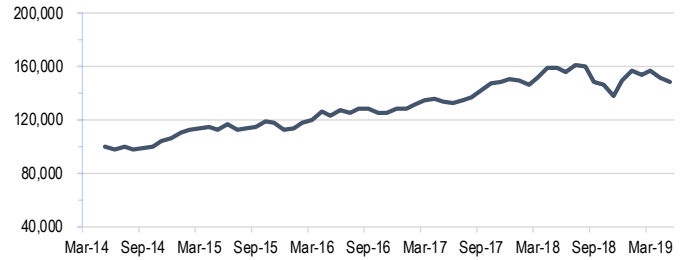


## Accelerate *Alpha Rank* - Top Stocks Canada

Past Month Performance of Top Decile *Alpha Rank* Portfolio



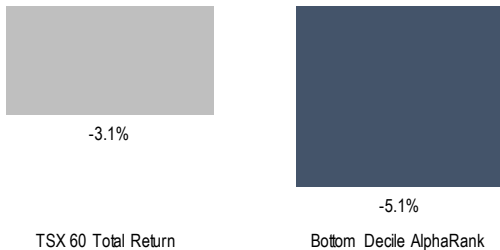
Growth of 100K in Top Decile *Alpha Rank* Portfolio over 5 Years



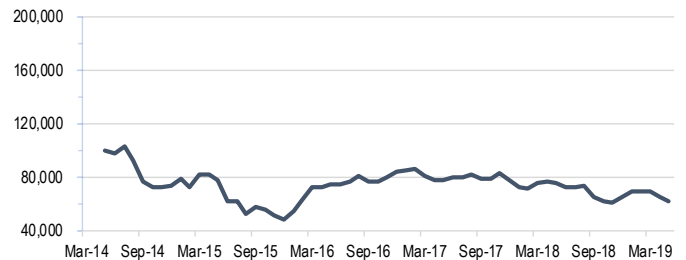
| Company                               | <i>Alpha Rank</i> * | Value                            | Quality                          | Price Momentum                   | Operating Momentum               | Trend                            |
|---------------------------------------|---------------------|----------------------------------|----------------------------------|----------------------------------|----------------------------------|----------------------------------|
| PXT. Parex Resources Inc              | 99.9                | <div style="width: 100%;"></div> | <div style="width: 100%;"></div> | <div style="width: 100%;"></div> | <div style="width: 100%;"></div> | <div style="width: 100%;"></div> |
| GDI. GDI Integrated Facility Services | 99.3                | <div style="width: 100%;"></div> | <div style="width: 100%;"></div> | <div style="width: 100%;"></div> | <div style="width: 100%;"></div> | <div style="width: 100%;"></div> |
| VMD. Viemed Healthcare Inc            | 99.2                | <div style="width: 100%;"></div> | <div style="width: 100%;"></div> | <div style="width: 100%;"></div> | <div style="width: 100%;"></div> | <div style="width: 100%;"></div> |
| ERO. ERO Copper Corp                  | 99.2                | <div style="width: 100%;"></div> | <div style="width: 100%;"></div> | <div style="width: 100%;"></div> | <div style="width: 100%;"></div> | <div style="width: 100%;"></div> |
| BYD.UN Boyd Group Income Fund         | 98.8                | <div style="width: 100%;"></div> | <div style="width: 100%;"></div> | <div style="width: 100%;"></div> | <div style="width: 100%;"></div> | <div style="width: 100%;"></div> |
| LIF. Labrador Iron Ore Royalty Corp   | 98.4                | <div style="width: 100%;"></div> | <div style="width: 100%;"></div> | <div style="width: 100%;"></div> | <div style="width: 100%;"></div> | <div style="width: 100%;"></div> |
| SMF. SEMAFO Inc                       | 98.2                | <div style="width: 100%;"></div> | <div style="width: 100%;"></div> | <div style="width: 100%;"></div> | <div style="width: 100%;"></div> | <div style="width: 100%;"></div> |
| RY. Royal Bank of Canada              | 97.5                | <div style="width: 100%;"></div> | <div style="width: 100%;"></div> | <div style="width: 100%;"></div> | <div style="width: 100%;"></div> | <div style="width: 100%;"></div> |
| ECN. ECN Capital Corp                 | 97.1                | <div style="width: 100%;"></div> | <div style="width: 100%;"></div> | <div style="width: 100%;"></div> | <div style="width: 100%;"></div> | <div style="width: 100%;"></div> |
| SPB. Superior Plus Corp               | 97.0                | <div style="width: 100%;"></div> | <div style="width: 100%;"></div> | <div style="width: 100%;"></div> | <div style="width: 100%;"></div> | <div style="width: 100%;"></div> |

## Accelerate *Alpha Rank* - Bottom Stocks Canada

Past Month Performance of Bottom Decile *Alpha Rank* Portfolio



Growth of 100K in Bottom Decile *Alpha Rank* Portfolio over 5 Years




| Company                              | <i>Alpha Rank</i> * | Value                           | Quality                         | Price Momentum                  | Operating Momentum              | Trend                           |
|--------------------------------------|---------------------|---------------------------------|---------------------------------|---------------------------------|---------------------------------|---------------------------------|
| TGOD. Green Organic Dutchman Holding | 1.0                 | <div style="width: 10%;"></div> | <div style="width: 10%;"></div> | <div style="width: 10%;"></div> | <div style="width: 10%;"></div> | <div style="width: 10%;"></div> |
| APHA. Aphria Inc                     | 1.2                 | <div style="width: 10%;"></div> | <div style="width: 10%;"></div> | <div style="width: 10%;"></div> | <div style="width: 10%;"></div> | <div style="width: 10%;"></div> |
| CFP. Canfor Corp                     | 2.1                 | <div style="width: 10%;"></div> | <div style="width: 10%;"></div> | <div style="width: 10%;"></div> | <div style="width: 10%;"></div> | <div style="width: 10%;"></div> |
| KOR. Corvus Gold Inc                 | 3.1                 | <div style="width: 10%;"></div> | <div style="width: 10%;"></div> | <div style="width: 10%;"></div> | <div style="width: 10%;"></div> | <div style="width: 10%;"></div> |
| IMV. IMV Inc                         | 3.1                 | <div style="width: 10%;"></div> | <div style="width: 10%;"></div> | <div style="width: 10%;"></div> | <div style="width: 10%;"></div> | <div style="width: 10%;"></div> |
| NXE. NexGen Energy Ltd               | 3.4                 | <div style="width: 10%;"></div> | <div style="width: 10%;"></div> | <div style="width: 10%;"></div> | <div style="width: 10%;"></div> | <div style="width: 10%;"></div> |
| NVA. NuVista Energy Ltd              | 3.4                 | <div style="width: 10%;"></div> | <div style="width: 10%;"></div> | <div style="width: 10%;"></div> | <div style="width: 10%;"></div> | <div style="width: 10%;"></div> |
| STEP. STEP Energy Services Ltd       | 4.0                 | <div style="width: 10%;"></div> | <div style="width: 10%;"></div> | <div style="width: 10%;"></div> | <div style="width: 10%;"></div> | <div style="width: 10%;"></div> |
| EMH. Emerald Health Therapeutics Inc | 4.1                 | <div style="width: 10%;"></div> | <div style="width: 10%;"></div> | <div style="width: 10%;"></div> | <div style="width: 10%;"></div> | <div style="width: 10%;"></div> |
| VLE. Valeura Energy Inc              | 4.3                 | <div style="width: 10%;"></div> | <div style="width: 10%;"></div> | <div style="width: 10%;"></div> | <div style="width: 10%;"></div> | <div style="width: 10%;"></div> |

\* AlphaRank is exclusively produced by Accelerate Financial Technologies Inc. ("Accelerate"). AlphaRank represents Accelerate's equity ranking according to its proprietary multi-factor model. AlphaRank assigns a numeric value from zero (bottom ranked) to 100 (top ranked) based on selected predictive factors. Visit AccelerateShares.com for more information.

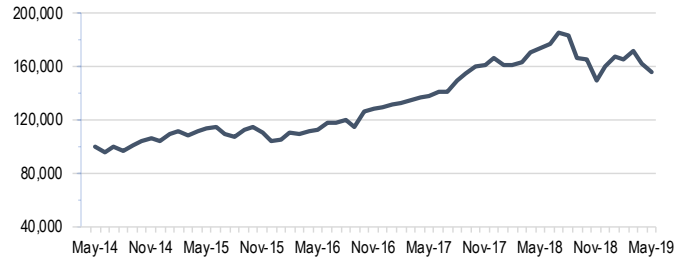
Disclaimer: This research does not constitute investment, legal or tax advice. Data provided in this research should not be viewed as a recommendation or solicitation of an offer to buy or sell any securities or investment strategies. The information in this research is based on current market conditions and may fluctuate and change in the future. No representation or warranty, expressed or implied, is made on behalf of Accelerate as to the accuracy or completeness of the information contained herein. Accelerate does not accept any liability for any direct, indirect or consequential loss or damage suffered by any person as a result of relying on all or any part of this research and any liability is expressly disclaimed. Past performance is not indicative of future results.

## Accelerate *Alpha Rank* - Top Stocks US

Past Month Performance of Top Decile *Alpha Rank* Portfolio




Growth of 100K in Top Decile *Alpha Rank* Portfolio over 5 Years



| Company                        | <i>Alpha Rank</i> * | Value      | Quality    | Price Momentum | Operating Momentum | Trend      |
|--------------------------------|---------------------|------------|------------|----------------|--------------------|------------|
| GSB GlobalSCAPE Inc            | 100.0               | ██████████ | ██████████ | ██████████     | ██████████         | ██████████ |
| AZO AutoZone Inc               | 100.0               | ██████████ | ██████████ | ██████████     | ██████████         | ██████████ |
| DECK Deckers Outdoor Corp      | 99.9                | ██████████ | ██████████ | ██████████     | ██████████         | ██████████ |
| CSCO Cisco Systems Inc         | 99.9                | ██████████ | ██████████ | ██████████     | ██████████         | ██████████ |
| RCII Rent-A-Center Inc/TX      | 99.9                | ██████████ | ██████████ | ██████████     | ██████████         | ██████████ |
| LULU Lululemon Athletica Inc   | 99.8                | ██████████ | ██████████ | ██████████     | ██████████         | ██████████ |
| KL Kirkland Lake Gold Ltd      | 99.8                | ██████████ | ██████████ | ██████████     | ██████████         | ██████████ |
| CPRT Copart Inc                | 99.8                | ██████████ | ██████████ | ██████████     | ██████████         | ██████████ |
| ULTA Ulta Beauty Inc           | 99.7                | ██████████ | ██████████ | ██████████     | ██████████         | ██████████ |
| CINF Cincinnati Financial Corp | 99.7                | ██████████ | ██████████ | ██████████     | ██████████         | ██████████ |

## Accelerate *Alpha Rank* - Bottom Stocks US

Past Month Performance of Bottom Decile *Alpha Rank* Portfolio



Growth of 100K in Bottom Decile *Alpha Rank* Portfolio over 5 Years



| Company                            | <i>Alpha Rank</i> * | Value      | Quality    | Price Momentum | Operating Momentum | Trend      |
|------------------------------------|---------------------|------------|------------|----------------|--------------------|------------|
| OCUL Ocular Therapeutix Inc        | 0.0                 | ██████████ | ██████████ | ██████████     | ██████████         | ██████████ |
| DCPH Deciphera Pharmaceuticals Inc | 0.1                 | ██████████ | ██████████ | ██████████     | ██████████         | ██████████ |
| ABEO Abeona Therapeutics Inc       | 0.1                 | ██████████ | ██████████ | ██████████     | ██████████         | ██████████ |
| LJPC La Jolla Pharmaceutical Co    | 0.1                 | ██████████ | ██████████ | ██████████     | ██████████         | ██████████ |
| ACRS Aclaris Therapeutics Inc      | 0.1                 | ██████████ | ██████████ | ██████████     | ██████████         | ██████████ |
| SYRS Syros Pharmaceuticals Inc     | 0.2                 | ██████████ | ██████████ | ██████████     | ██████████         | ██████████ |
| ABUS Arbutus Biopharma Corp        | 0.2                 | ██████████ | ██████████ | ██████████     | ██████████         | ██████████ |
| NVAX Novavax Inc                   | 0.2                 | ██████████ | ██████████ | ██████████     | ██████████         | ██████████ |
| CDE Coeur Mining Inc               | 0.3                 | ██████████ | ██████████ | ██████████     | ██████████         | ██████████ |
| MDGL Madrigal Pharmaceuticals Inc  | 0.3                 | ██████████ | ██████████ | ██████████     | ██████████         | ██████████ |

\* AlphaRank is exclusively produced by Accelerate Financial Technologies Inc. ("Accelerate"). AlphaRank represents Accelerate's equity ranking according to its proprietary multi-factor model. AlphaRank assigns a numeric value from zero (bottom ranked) to 100 (top ranked) based on selected predictive factors. Visit AccelerateShares.com for more information.

Disclaimer: This research does not constitute investment, legal or tax advice. Data provided in this research should not be viewed as a recommendation or solicitation of an offer to buy or sell any securities or investment strategies. The information in this research is based on current market conditions and may fluctuate and change in the future. No representation or warranty, expressed or implied, is made on behalf of Accelerate as to the accuracy or completeness of the information contained herein. Accelerate does not accept any liability for any direct, indirect or consequential loss or damage suffered by any person as a result of relying on all or any part of this research and any liability is expressly disclaimed. Past performance is not indicative of future results.