Equity Plus

FUNDGRADE A

TSX ATSX

Accelerate Canadian Long Short Equity Fund

As of October 31, 2026

Fund Highlights

ATSX gained 2.6% for the month compared to the benchmark S&P/TSX 60's 2.8% return.

All Canadian long short factor portfolios were positive in October, supporting the Fund's monthly gain. While the long factor portfolios performed modestly, the short factor portfolios generated the bulk of the return.

Top Fund contributors include short positions in Champion Iron and Fiera Capital, as well as a long position in Aritzia. Top Fund detractors include long positions in Discovery Silver, Wesdome Gold, and Fortuna Mining.

Type	Structure	Date Started	Risk Rating	ATSX NAV
Directional long short equity	Alternative ETF/Fund	May 10, 2019	Medium	$46.89

Investment Manager	Distribution	Exchange	Currency	Distribution Yield
Accelerate	n/a	TSX	CAD	n/a

Fund Class	Ticker / Fund Code	Management Fee	Performance Fee
ETF	TSX:ATSX	0.00%	1/2 of outperformance of S&P/TSX 60 Total Return
Advisor Series A	AFT300	1.95%	10%
Series F	AFT301	0.95%	10%

1 Month	3 Months	YTD	1 Year	3 Years	5 Years	Inception
2.6%	5.3%	23.3%	35.9%	31.7%	18.3%	15.6%

Fund Characteristics	Long	Short
Number of Securities	43	42
Average Market Cap (millions)	$55,967	$15,132
Median Market Cap (millions)	$15,896	$10,452
Beta	0.9	1.1
EBITDA / EV	9.9%	7.8%
FCF/ EV	6.2%	1.6%
12-Month Return	45.3%	-4.0%
% of 52 Week High	90.9%	69.3%
Return on Capital	17.0%	4.0%
Gross Profits / Assets	5.7%	3.1%
50 DMA / 200 DMA	109.1%	92.0%
EPS Revisions	1.7%	-4.7%
Change in Shares	-1.7%	4.3%
Earnings Abnormal Return	1.6%	-2.3%

ETF Investment Growth — Time Period: May 10, 2019 to October 31, 2026

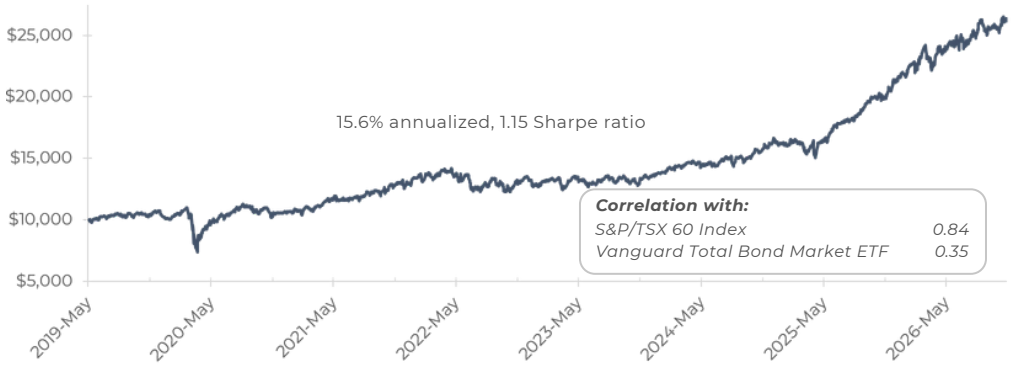

Growth of $10,000

ETF Monthly Returns

	Jan	Feb	Mar	Apr	May	Jun	Jul	Aug	Sept	Oct	Nov	Dec	YTD
2026	1.2%	10.8%	-3.9%	4.3%	1.4%	-0.9%	3.7%	0.9%	1.7%	2.6%			23.3%
2025	0.9%	-1.0%	0.2%	1.8%	5.5%	5.2%	0.2%	6.9%	5.5%	-0.1%	8.4%	1.6%	40.5%
2024	3.4%	1.3%	2.7%	-2.5%	2.9%	0.5%	3.9%	-0.1%	-0.1%	3.5%	4.8%	-0.2%	21.7%
2023	4.2%	-0.2%	-2.5%	4.9%	-6.9%	5.2%	2.9%	-1.9%	-1.5%	-2.3%	5.2%	2.9%	9.4%
2022	0.0%	0.6%	3.9%	-2.3%	-0.2%	-9.0%	4.7%	-0.9%	-5.7%	8.2%	3.1%	-6.1%	-5.0%
2021	-1.4%	3.4%	4.4%	3.6%	0.1%	1.5%	0.9%	2.7%	1.1%	3.2%	-1.3%	7.3%	28.3%
2020	3.6%	-2.8%	-13.4%	9.7%	7.5%	2.4%	4.5%	-1.3%	-1.6%	-5.0%	3.3%	0.4%	5.2%
2019					0.7%	1.2%	2.6%	0.7%	0.0%	-1.0%	2.7%	-6.2%	0.5%

DISCLAIMER: Past performance is not indicative of future results. Performance is net of all estimated trading fees and performance fees. Investing involves varying degrees of risk and there can be no assurance that the future performance of any investment strategy will be profitable. This does not constitute investment advice. For a full list of securities, please go to www.AccelerateShares.com.

Equity Plus

FUNDGRADE A

TSX ATSX

Accelerate Canadian Long Short Equity Fund

As of October 31, 2026

About the Fund

The Accelerate Canadian Long Short Equity Fund (TSX: ATSX) is a systematic 150-50 long-short equity fund that seeks to outperform the S&P/TSX 60.

Investment Objectives

- Outperform the broad Canadian equity index
- Provide volatility in-line with the broad Canadian equity index

Investment Process

ATSX targets consistent long-term capital appreciation with a compelling risk-adjusted rate of return. The fund utilizes Accelerate's proven multi-factor ranking system to construct a portfolio that is long the most attractive stocks and short the least attractive stocks in Canada. The portfolio is rebalanced on a monthly basis. The long portfolio is up to 150% of NAV and the short portfolio is up to -50% of NAV.

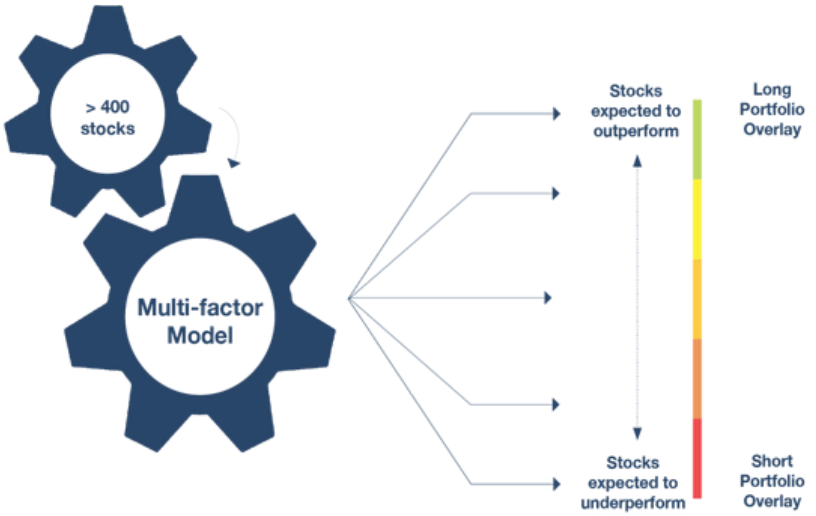

Top 10 Long	Weight
Methanex Corp	3.8%
Canadian Natural Resources Ltd	3.8%
Ovintiv Inc	3.8%
Bombardier Inc	3.8%
Aritzia Inc	3.8%
Imperial Oil Ltd	3.7%
BRP Inc	3.7%
Loblaw Cos Ltd	3.7%
Suncor Energy Inc	3.7%
Power Corp of Canada	3.7%

Overlay Weightings

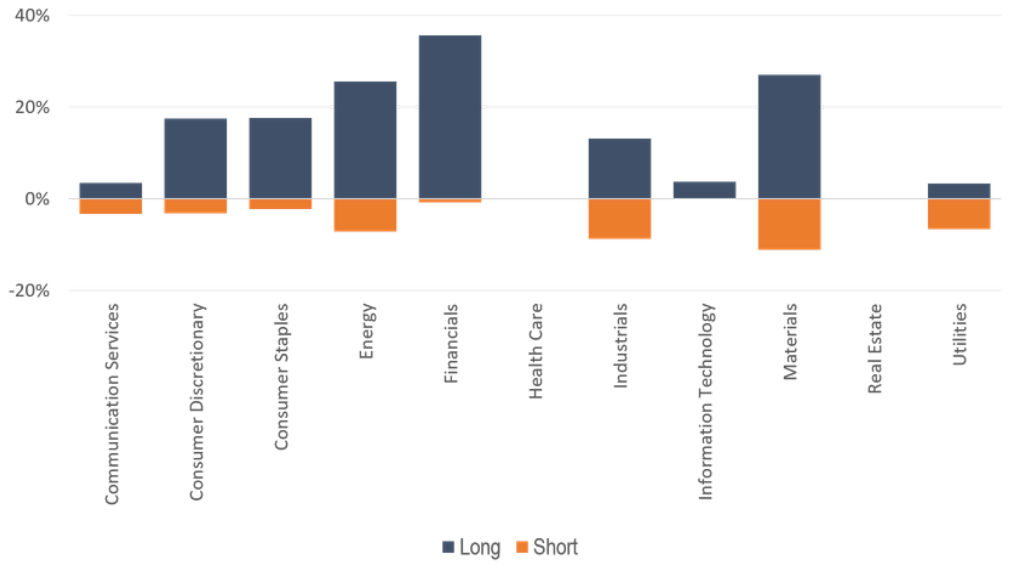

DISCLAIMER: Past performance is not indicative of future results. Performance is net of all estimated trading fees and performance fees. Investing involves varying degrees of risk and there can be no assurance that the future performance of any investment strategy will be profitable. This does not constitute investment advice. For a full list of securities, please go to www.AccelerateShares.com.