

Alternative Income



As of Apr 30, 2026

ARB Highlights

ARB gained 0.5% in April compared to the benchmark S&P Merger Arbitrage Total Return Index's 0.8% gain.

The Fund established several new investments during the month, including six merger arbitrage positions (two in the U.S. and four in Canada) as well as eleven SPAC IPO allocations.

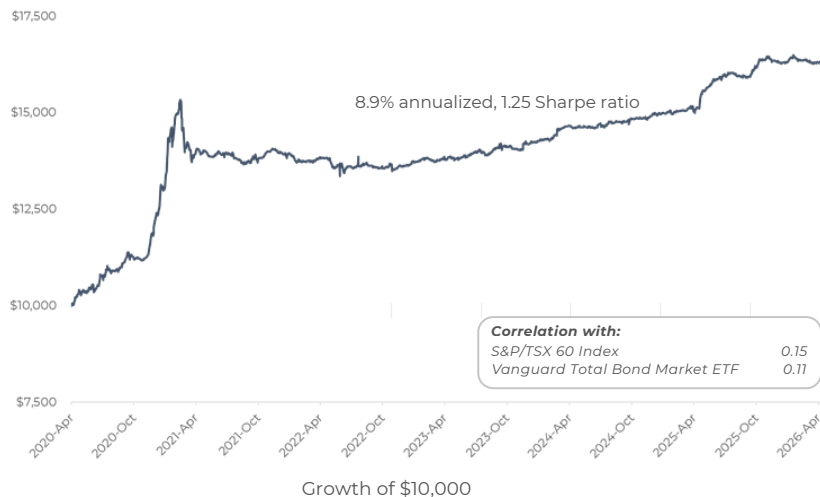
Currently, ARB is 163.7% long and -3.2% short (166.9% gross exposure), with 71% allocated to SPAC arbitrage and 29% to merger arbitrage (with 9% in LBOs and 20% in strategic M&A).

Type Event-driven	Structure Alternative ETF	Date Started April 07, 2020	Management Fee 0.95%	ARB NAV \$27.66
Investment Manager Accelerate	Distribution \$0.26 per quarter	Exchange TSX	Currency CAD	Distribution Yield 3.8%
Risk Rating Low	Performance Fee None			

1 Month 0.5%	3 Months -0.2%	YTD 0.5%	1 Year 6.2%	3 Years 6.6%	5 Years 3.6%	Inception 8.9%
------------------------	--------------------------	--------------------	-----------------------	------------------------	------------------------	--------------------------

Monthly Returns													
	Jan	Feb	Mar	Apr	May	Jun	Jul	Aug	Sept	Oct	Nov	Dec	YTD
2026	0.7%	-0.2%	-0.5%	0.5%									0.5%
2025	-0.1%	0.7%	0.5%	3.2%	1.9%	1.4%	0.3%	-0.4%	1.2%	1.6%	-0.1%	-0.4%	10.3%
2024	0.5%	0.9%	1.8%	-0.2%	0.1%	0.3%	0.7%	0.0%	0.4%	0.3%	0.4%	0.5%	5.8%
2023	0.6%	-0.2%	0.4%	0.0%	0.4%	0.8%	-0.1%	0.6%	0.7%	-0.6%	1.5%	-0.1%	4.0%
2022	-1.4%	0.0%	0.5%	-0.1%	-1.1%	-0.3%	0.1%	0.1%	-0.4%	0.7%	-0.4%	0.9%	-1.5%
2021	10.4%	1.5%	-4.8%	1.3%	-0.9%	0.5%	-0.8%	-1.2%	0.9%	1.3%	0.4%	-0.7%	7.4%
2020				3.9%	0.8%	3.2%	0.4%	1.4%	2.7%	-1.1%	6.4%	9.2%	29.9%

Investment Growth Time Period: April 6, 2020 to Apr 30, 2026



DISCLAIMER: Past performance is not indicative of future results. Performance is net of all estimated trading fees and performance fees. Investing involves varying degrees of risk and there can be no assurance that the future performance of any investment strategy will be profitable. This does not constitute investment advice. For a full list of securities, please go to www.AccelerateShares.com.

About the Fund

The Accelerate Arbitrage Fund (TSX: ARB) is a merger arbitrage investment strategy. The Fund aims to generate consistent, low-volatility returns by investing in listed equity, debt or derivative securities of target companies involved in mergers or corporate actions, while selling short certain listed equity, debt or derivative securities of acquirer companies involved in mergers or corporate actions, where applicable.

What is Merger Arbitrage?

Merger Arbitrage is an investment strategy that capitalizes on the spread between a company's current share price and the consideration paid for its acquisition in light of an announced merger transaction. The merger risk premium—or the spread between the acquisition price and the trading price of a stock—compensates the arbitrageur for the risk of the acquisition failing to close. The merger arbitrageur's goal is to "lock in" the spread earned upon deal closing and to profit from buying a takeover stock at a discount to its acquisition price.

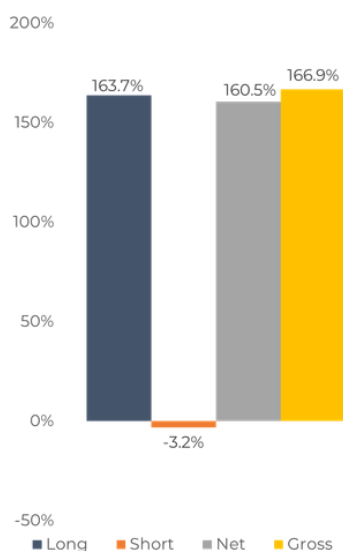
Five steps are followed when selecting deals and executing trades in ARB:



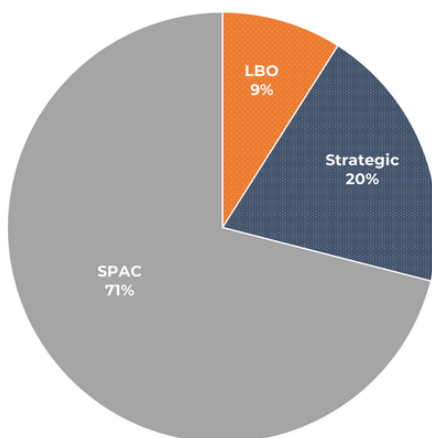
Investment Objectives

- Outperform the S&P Merger Arbitrage Index
- Provide an attractive distribution yield
- Generate consistent, low-volatility returns

Fund Exposure



Deal Type Exposure



Top 20 Long Positions

Top 20 Long Positions	Weight
Blackline Safety Corp	3.5%
Tri Pointe Homes Inc	3.3%
Janus Henderson Group PLC	3.3%
Minto Apartment REIT Units	3.1%
InterRent REIT Units	3.1%
Talkspace Inc	3.0%
TXNM Energy Inc	3.0%
Chart Industries Inc	3.0%
First Capital Real Estate Investment Trust	3.0%
Electronic Arts Inc	2.9%
ECN Capital Corp	2.9%
Terns Pharmaceuticals Inc	2.8%
Allied Gold Corp	2.6%
Soleno Therapeutics Inc	2.4%
CSLM Digital Acquisition Corp III	2.2%
DigitalBridge Group Inc	2.1%
Sapiens International Corporation NV	2.1%
ARC Resources Ltd	2.0%
Centurion Acquisition Corp	2.0%
Axiom Intelligence Acquisition Corp 1	1.8%

For a full list of securities, visit www.AccelerateShares.com

DISCLAIMER: Past performance is not indicative of future results. Performance is net of all estimated trading fees and performance fees. Investing involves varying degrees of risk and there can be no assurance that the future performance of any investment strategy will be profitable. This does not constitute investment advice. For a full list of securities, please go to www.AccelerateShares.com.