

# Portfolio Stabilizer

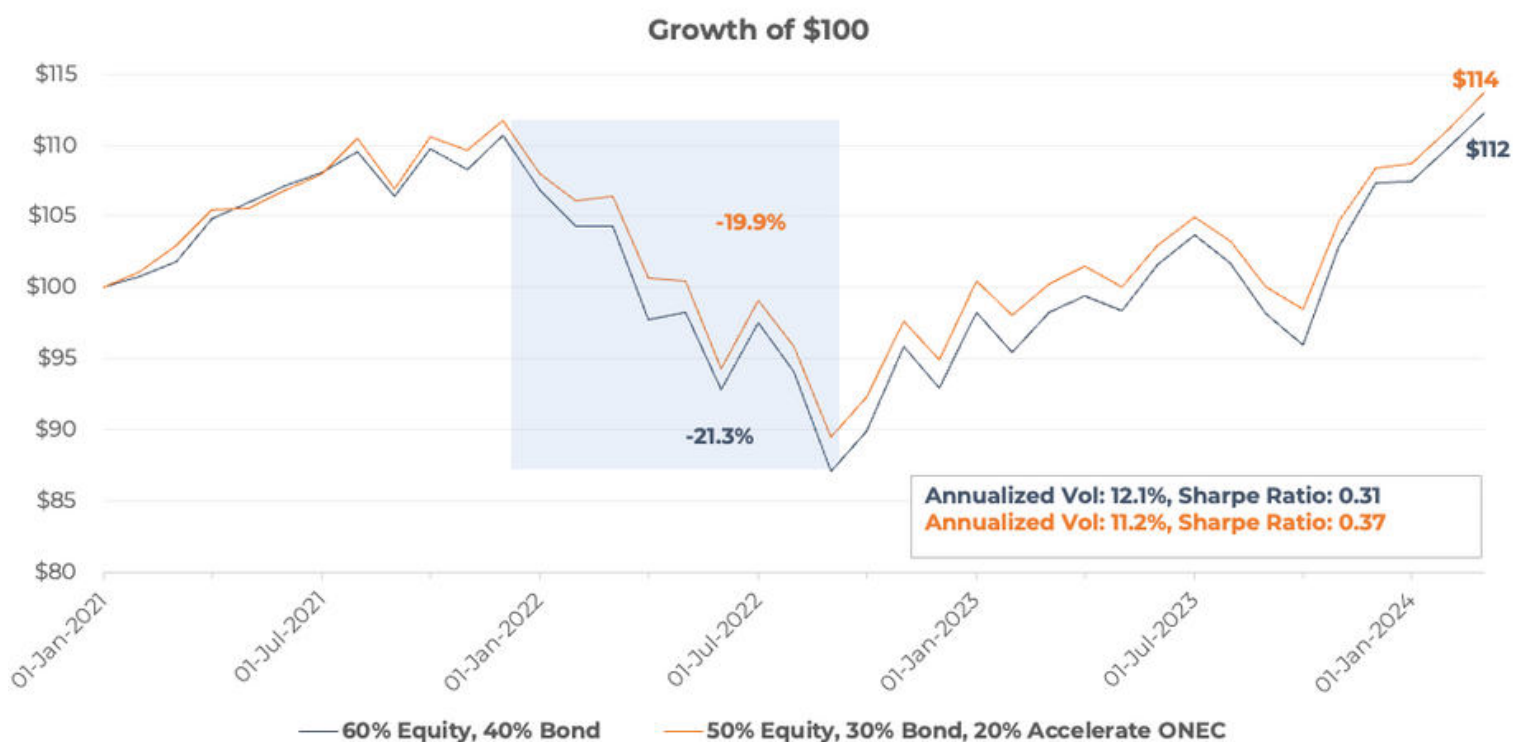


Accelerate OneChoice  
Alternative Portfolio ETF

## WHY ONEC ETF?

Diversify an investment portfolio and generate more stable returns with lower volatility.

- Diversifies a portfolio beyond stocks and bonds
- Lessens effects of market fluctuations
- Enhances portfolio stability
- 2% distribution yield



# Portfolio Stabilizer



Accelerate OneChoice  
Alternative Portfolio ETF

As of March 31, 2024

<b>Type</b> Multi-strategy	<b>Structure</b> Alternative ETF	<b>Date Started</b> January 27, 2021	<b>Management Fee</b> 0.20%	<b>ONEC NAV</b> \$21.45
<b>Investment Manager</b> Accelerate	<b>Distribution</b> \$0.10 per quarter	<b>Exchange</b> TSX	<b>Currency</b> CAD	<b>Distribution Yield</b> 1.87%
<b>Risk Rating</b> Low-Medium	<b>Performance Fee</b> 0%			

<b>1 Month</b> 2.8%	<b>3 Months</b> 5.6%	<b>YTD</b> 5.6%	<b>1 Year</b> 8.0%	<b>3 Years</b> 2.4%	<b>Since Inception</b> 4.4%
------------------------	-------------------------	--------------------	-----------------------	------------------------	--------------------------------

## About the Fund

The Accelerate OneChoice Alternative Portfolio ETF (TSX: ONEC) provides investors with a diversified portfolio of uncorrelated assets from six alternative asset classes in one easy-to-use ETF with a management fee of just 0.20%

OneChoice provides exposure to the following asset classes and alternative strategies:

- Absolute Return: Arbitrage and Long-Short Equity
- Private Credit: Mortgages and Leveraged Loans
- Real Assets: Infrastructure and Real Estate
- Inflation Protection: Gold and Commodities
- Global Macro: Risk Parity and Managed Futures
- Alternative Equity: Directional long-short equity

## Why Alternatives?

Alternative investment strategies present the opportunity for investors to further diversify portfolios with the goal of higher risk-adjusted returns. In addition to providing potentially higher returns, alternatives may provide investors with increased versatility and decreased risk in a portfolio.

OneChoice offers the following benefits to investors:

- Intra-day liquidity
- Easy one-click buy or sell
- Low cost
- Accessible to all investors with no minimum investment

## Investment Objectives

- Improve risk-adjusted returns of a portfolio through increased diversification
- Increase efficiency through the automation of portfolio construction, due diligence and implementation

## Investment Process

Targeting	Constructing	Monitoring
<ul style="list-style-type: none"> <li>• Craft an asset allocation targeting return, volatility and correlation</li> </ul>	<ul style="list-style-type: none"> <li>• Due diligence and analysis</li> <li>• Asset class selection</li> <li>• Alternative strategy selection</li> <li>• Testing and optimizing</li> </ul>	<ul style="list-style-type: none"> <li>• Track returns, volatility and correlation</li> <li>• Quarterly rebalancing</li> <li>• Asset class and strategy review</li> </ul>

DISCLAIMER: Past performance is not indicative of future results. Performance is net of all estimated trading fees and performance fees. Investing involves varying degrees of risk and there can be no assurance that the future performance of any investment strategy will be profitable. This does not constitute investment advice. For a full list of securities, please go to [www.AccelerateShares.com](http://www.AccelerateShares.com).

# Portfolio Stabilizer

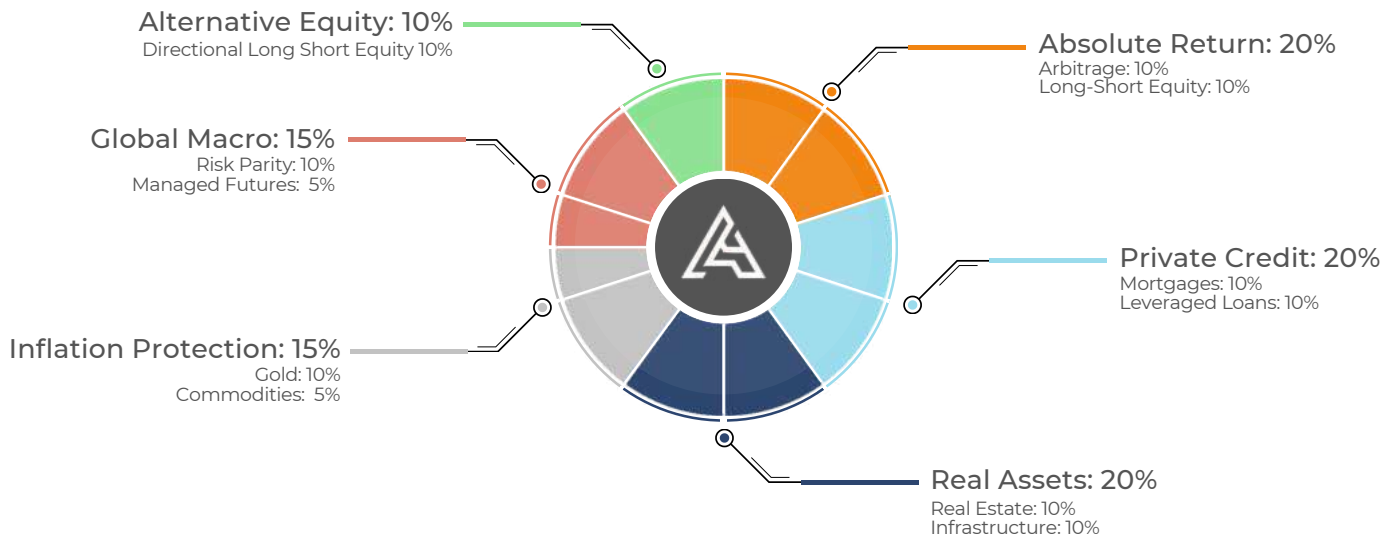


Accelerate OneChoice Alternative Portfolio ETF

As of March 31, 2024

## Monthly Returns

	Jan	Feb	Mar	Apr	May	Jun	Jul	Aug	Sept	Oct	Nov	Dec	YTD
<b>2024</b>	1.0%	1.7%	2.8%										5.6%
<b>2023</b>	5.7%	-0.2%	-0.7%	1.6%	-2.9%	0.4%	1.0%	0.5%	-1.6%	0.9%	2.2%	0.3%	7.1%
<b>2022</b>	-2.4%	0.7%	1.1%	-1.7%	-3.0%	-7.5%	4.6%	-2.4%	-2.9%	2.1%	1.8%	-1.4%	-11.1%
<b>2021</b>	-0.7%	2.0%	4.5%	0.1%	-3.5%	1.1%	2.2%	5.7%	-3.9%	3.7%	1.0%	0.5%	12.7%

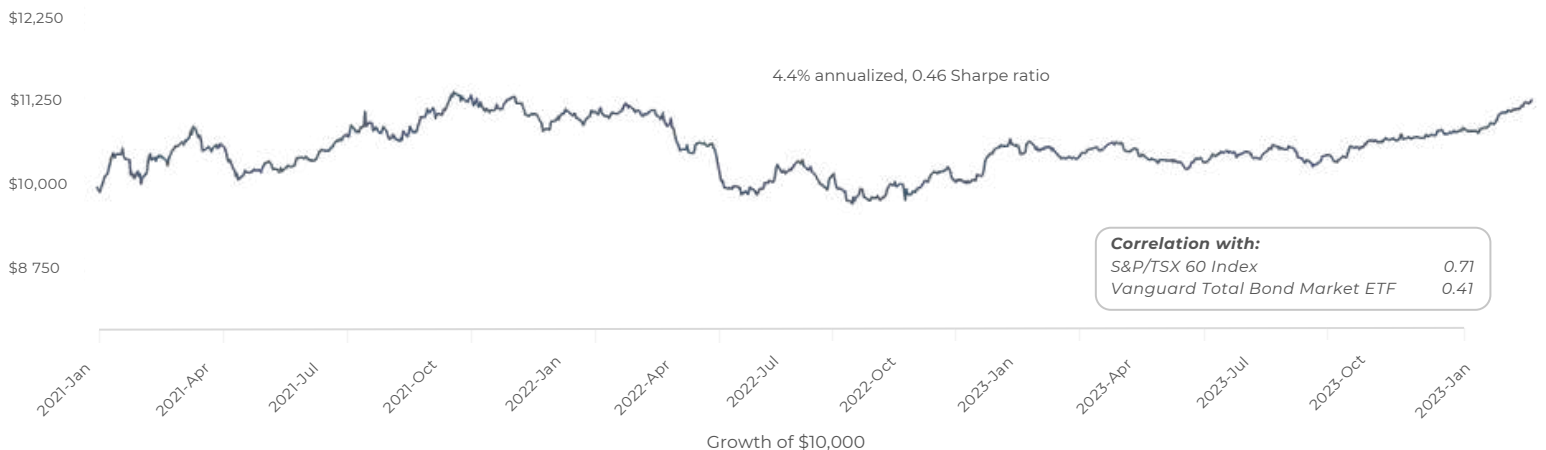


Accelerate Canadian Long Short Equity Fund	9.6%
RPAR Risk Parity ETF	10.0%
iMGP DBi Managed Futures Strategy ETF	5.0%
SPDR Gold Shares	10.0%
CI Auspice Broad Commodity ETF	5.0%

Accelerate Arbitrage Fund	9.8%
Accelerate Absolute Return Fund	9.7%
SPDR Blackstone / GSO Senior Loan ETF	9.9%
BMO Canadian MBS Index ETF	4.9%
iShares MBS ETF	4.9%
iShares Global Real Estate Index ETF	10.0%
BMO Global Infrastructure Index ETF	5.0%
TD Active Global Infrastructure Equity ETF	4.9%

## Investment Growth

Time Period: January 27, 2021 to March 31, 2024



Correlation with:	
S&P/TSX 60 Index	0.71
Vanguard Total Bond Market ETF	0.41

DISCLAIMER: Past performance is not indicative of future results. Performance is net of all estimated trading fees and performance fees. Investing involves varying degrees of risk and there can be no assurance that the future performance of any investment strategy will be profitable. This does not constitute investment advice. For a full list of securities, please go to [www.AccelerateShares.com](http://www.AccelerateShares.com).