

# Alternative Income



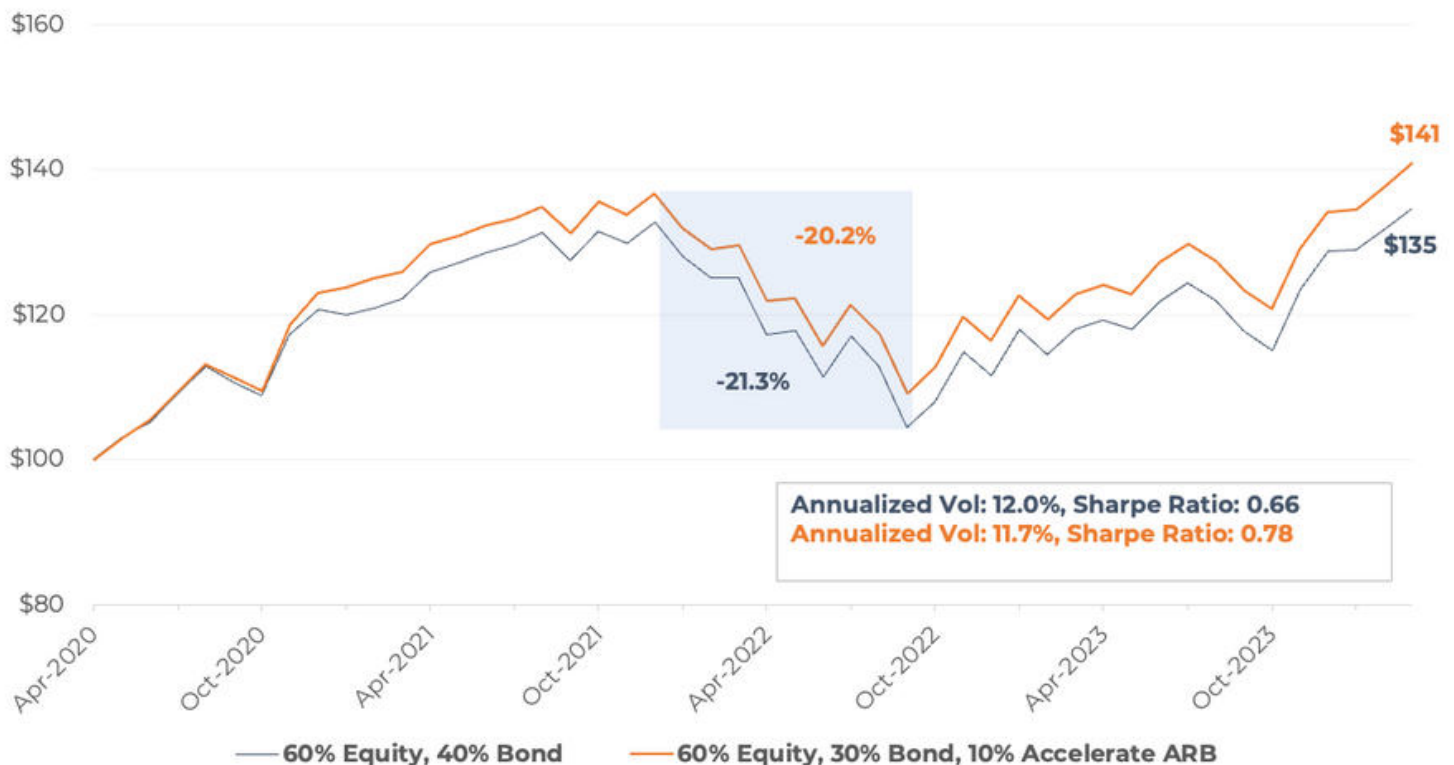
Accelerate Arbitrage Fund

## WHY ARB ETF?

A tax-efficient fixed-income alternative that generates income and capital appreciation through merger arbitrage.

- ▶ 8% weighted-average portfolio yield
- ▶ 4% distribution yield
- ▶ Tax efficient yield (capital gains)
- ▶ Low risk rating

Growth of \$100



As of March 31, 2024

<b>Type</b> Event-driven	<b>Structure</b> Alternative ETF	<b>Date Started</b> April 07, 2020	<b>Management Fee</b> 0.95%	<b>ARB NAV</b> \$26.29	
<b>Investment Manager</b> Accelerate	<b>Distribution</b> \$0.26 per quarter	<b>Exchange</b> TSX	<b>Currency</b> CAD	<b>Distribution Yield</b> 3.96%	
<b>Risk Rating</b> Low	<b>Performance Fee</b> None				
<b>1 Month</b> 1.8%	<b>3 Months</b> 3.2%	<b>YTD</b> 3.2%	<b>1 Year</b> 6.6%	<b>3 Years</b> 2.1%	<b>Since Inception</b> 9.4%

## About the Fund

The Accelerate Arbitrage Fund (TSX: ARB) is a merger arbitrage investment strategy. The Fund aims to generate consistent, low-volatility returns by investing in listed equity, debt or derivative securities of target companies involved in mergers or corporate actions, while selling short certain listed equity, debt or derivative securities of acquirer companies involved in mergers or corporate actions, where applicable.

## What is Merger Arbitrage?

Merger Arbitrage is an investment strategy that capitalizes on the spread between a company's current share price and the consideration paid for its acquisition in light of an announced merger transaction. The merger risk premium— or the spread between the acquisition price and the trading price of a stock—compensates the arbitrageur for the risk of the acquisition failing to close. The merger arbitrageur's goal is to "lock in" the spread earned upon deal closing and to profit from buying a takeover stock at a discount to its acquisition price.

Five steps are followed when selecting deals and executing trades in ARB:



## Investment Objectives

- Outperform the S&P Merger Arbitrage Index
- Provide an attractive distribution yield
- Generate consistent, low-volatility returns

DISCLAIMER: Past performance is not indicative of future results. Performance is net of all estimated trading fees and performance fees. Investing involves varying degrees of risk and there can be no assurance that the future performance of any investment strategy will be profitable. This does not constitute investment advice. For a full list of securities, please go to [www.AccelerateShares.com](http://www.AccelerateShares.com).

# Alternative Income



Accelerate Arbitrage Fund

As of March 31, 2024

## Monthly Returns

	Jan	Feb	Mar	Apr	May	Jun	Jul	Aug	Sept	Oct	Nov	Dec	YTD
<b>2024</b>	0.5%	0.9%	1.8%										3.2%
<b>2023</b>	0.6%	-0.2%	0.4%	0.0%	0.4%	0.8%	-0.1%	0.6%	0.7%	-0.6%	1.5%	-0.1%	4.0%
<b>2022</b>	-1.4%	0.0%	0.5%	-0.1%	-1.1%	-0.3%	0.1%	0.1%	-0.4%	0.7%	-0.4%	0.9%	-1.5%
<b>2021</b>	10.4%	1.5%	-4.8%	1.3%	-0.9%	0.5%	-0.8%	-1.2%	0.9%	1.3%	0.4%	-0.7%	7.4%
<b>2020</b>				3.9%	0.8%	3.2%	0.4%	1.4%	2.7%	-1.1%	6.4%	9.2%	29.9%

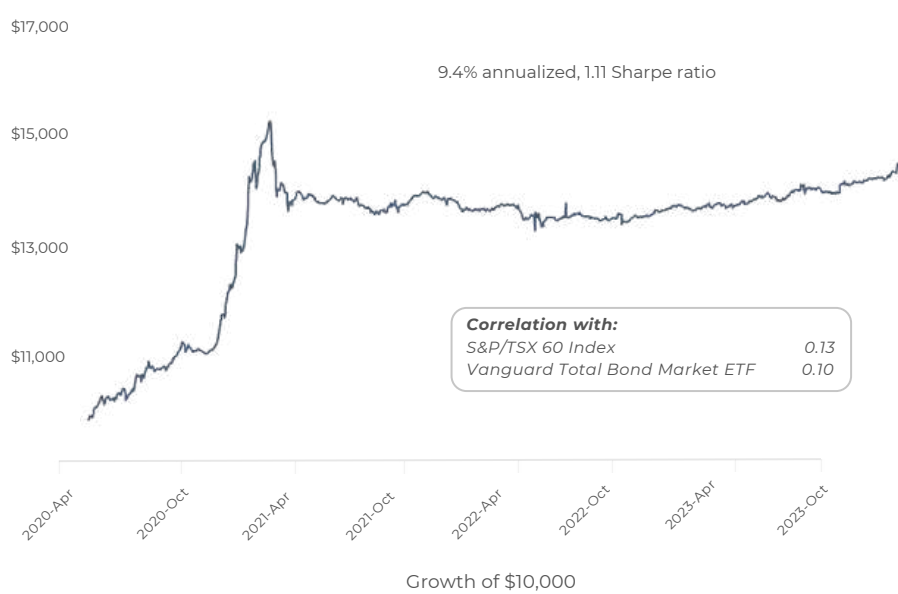
## Top 20 Long Positions

### Weight

Everbridge Inc	5.6%
Jaws Mustang Acquisition Corporation	4.7%
Pembina Pipeline Corp Sub Rcpts	4.3%
Hess Corp	4.2%
Carrols Restaurant Group Inc	4.1%
Tricon Residential Inc	4.0%
Masonite International Corp	3.5%
Atlantic Coastal Acquisition Corp II	3.4%
Fortune Rise Acquisition Corp	3.4%
Osiris Acquisition Corp	3.3%
Northern Star Investment Corp	3.3%
Pioneer Natural Resources Co	3.2%
Globalink Investment Inc	3.1%
Learn CW Investment Corp	3.1%
Osino Resources Corp	3.1%
Juniper Networks Inc	3.0%
Whole Earth Brands Inc	3.0%
Perception Capital Corp III	2.6%
McGrath RentCorp	2.6%
Daseke Inc	2.5%

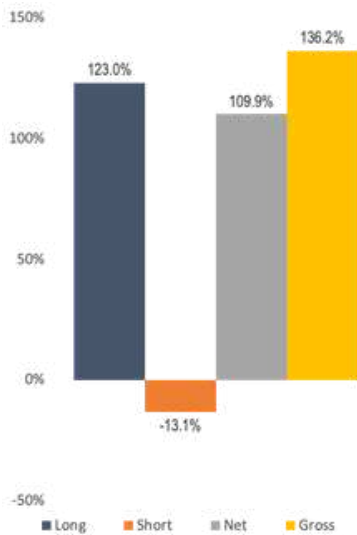
## Investment Growth

Time Period: April 6, 2020 to March 31, 2024

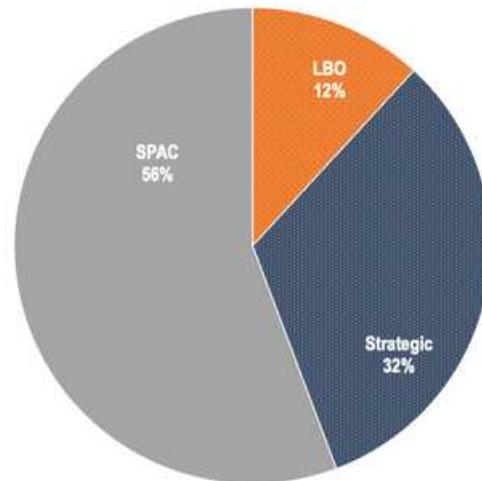


For a full list of securities, visit [www.AccelerateShares.com](http://www.AccelerateShares.com)

## Fund Exposure



## Deal Type Exposure



DISCLAIMER: Past performance is not indicative of future results. Performance is net of all estimated trading fees and performance fees. Investing involves varying degrees of risk and there can be no assurance that the future performance of any investment strategy will be profitable. This does not constitute investment advice. For a full list of securities, please go to [www.AccelerateShares.com](http://www.AccelerateShares.com).