

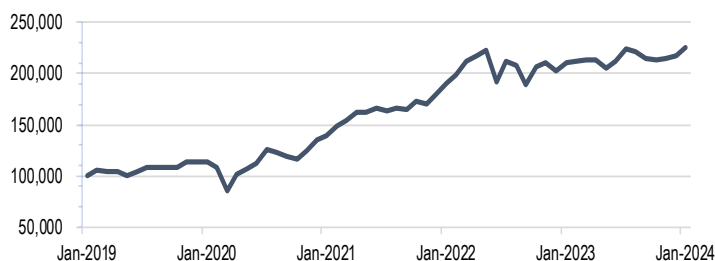


# Accelerate Alpha Rank - Top Stocks Canada

Past Month Performance of Top Decile Alpha Rank Portfolio



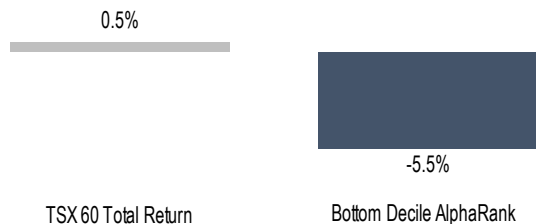
Growth of 100K in Top Decile Alpha Rank Portfolio over 5 Years



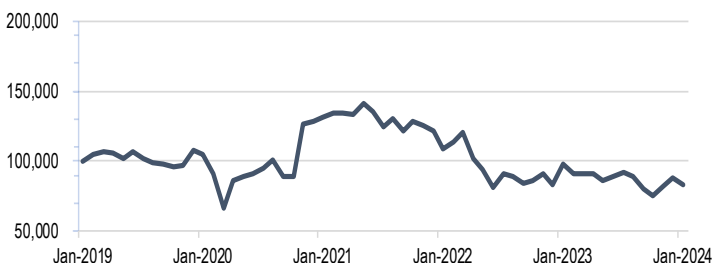
Company	Alpha Rank*	Value	Quality	Price Momentum	Operating Momentum	Trend
L Loblaw Cos Ltd	99.4	██████████	██████████	██████████	██████████	██████████
DRX Adf Group Inc	98.9	██████████	██████████	██████████	██████████	██████████
CEU CES Energy Solutions Corp	98.2	██████████	██████████	██████████	██████████	██████████
TIH Toromont Industries Ltd	97.4	██████████	██████████	██████████	██████████	██████████
MEG MEG Energy Corp	96.9	██████████	██████████	██████████	██████████	██████████
CSU Constellation Software Inc/Can	96.8	██████████	██████████	██████████	██████████	██████████
DR Medical Facilities Corp	96.6	██████████	██████████	██████████	██████████	██████████
BDT Bird Construction Inc	96.2	██████████	██████████	██████████	██████████	██████████
RAY.A Stingray Group Inc	95.3	██████████	██████████	██████████	██████████	██████████
DFY Definity Financial Corp	95.0	██████████	██████████	██████████	██████████	██████████

# Accelerate Alpha Rank - Bottom Stocks Canada

Past Month Performance of Bottom Decile Alpha Rank Portfolio



Growth of 100K in Bottom Decile Alpha Rank Portfolio over 5 Years



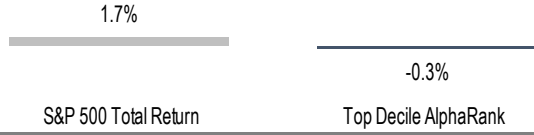
Company	Alpha Rank*	Value	Quality	Price Momentum	Operating Momentum	Trend
IAU i-80 Gold Corp	0.8	████	████	████	██████████	████
SLS Solaris Resources Inc	1.4	████	████	████	██████████	████
SKE Skeena Resources Ltd	1.5	████	████	████	██████████	████
LEV Lion Electric Co	2.0	████	████	████	██████████	████
PMET Patriot Battery Metals Inc	2.3	████	████	████	██████████	████
RUP Rupert Resources Ltd	2.5	████	████	████	██████████	████
AMC Arizona Metals Corp	2.5	████	████	████	██████████	████
TLRY Tilray Brands Inc	2.7	████	████	████	██████████	████
OSK Osisko Mining Inc	4.4	████	████	████	██████████	████
IFP Interfor Corp	4.8	████	████	████	██████████	████

\* AlphaRank is exclusively produced by Accelerate Financial Technologies Inc. ("Accelerate"). AlphaRank represents Accelerate's equity ranking according to its proprietary multi-factor model. AlphaRank assigns a numeric value from zero (bottom ranked) to 100 (top ranked) based on selected predictive factors. Visit AccelerateShares.com for more information.  
 Disclaimer: This research does not constitute investment, legal or tax advice. Data provided in this research should not be viewed as a recommendation or solicitation of an offer to buy or sell any securities or investment strategies. The information in this research is based on current market conditions and may fluctuate and change in the future. No representation or warranty, expressed or implied, is made on behalf of Accelerate as to the accuracy or completeness of the information contained herein. Accelerate does not accept any liability for any direct, indirect or consequential loss or damage suffered by any person as a result of relying on all or any part of this research and any liability is expressly disclaimed. Past performance is not indicative of future results.

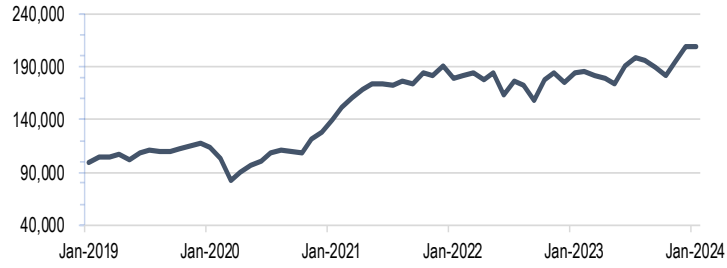


# Accelerate Alpha Rank - Top Stocks US

Past Month Performance of Top Decile Alpha Rank Portfolio




Growth of 100K in Top Decile Alpha Rank Portfolio over 5 Years



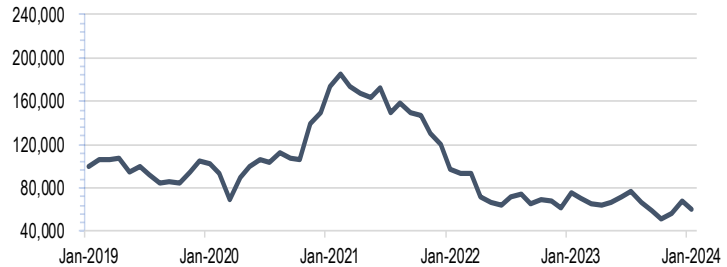
Company	Alpha Rank*	Value	Quality	Price Momentum	Operating Momentum	Trend
BKNG	Booking Holdings Inc	100.0				
TOL	Toll Brothers Inc	100.0				
META	Meta Platforms Inc	99.9				
ALSN	Allison Transmission Holdings	99.9				
MUSA	Murphy USA Inc	99.9				
BLDR	Builders FirstSource Inc	99.8				
DECK	Deckers Outdoor Corp	99.8				
POWL	Powell Industries Inc	99.8				
COLL	Collegium Pharmaceutical Inc	99.8				
NVDA	NVIDIA Corp	99.7				

# Accelerate Alpha Rank - Bottom Stocks US

Past Month Performance of Bottom Decile Alpha Rank Portfolio



Growth of 100K in Bottom Decile Alpha Rank Portfolio over 5 Years



Company	Alpha Rank*	Value	Quality	Price Momentum	Operating Momentum	Trend
PLUG	Plug Power Inc	0.0				
QS	QuantumScape Corp	0.1				
NOVA	Sunnova Energy International Inc	0.1				
TSVT	2Seventy Bio Inc	0.1				
PRAX	Praxis Precis Medi Inc	0.2				
LAZR	Luminar Technologies Inc	0.2				
ENTA	Enanta Pharmaceuticals Inc	0.2				
MRSN	Mersana Thrpeutic Inc	0.2				
MORF	Morphic Holding Inc	0.3				
CVAC	Curevac N.V.	0.3				

\* AlphaRank is exclusively produced by Accelerate Financial Technologies Inc. ("Accelerate"). AlphaRank represents Accelerate's equity ranking according to its proprietary multi-factor model. AlphaRank assigns a numeric value from zero (bottom ranked) to 100 (top ranked) based on selected predictive factors. Visit AccelerateShares.com for more information.  
 Disclaimer: This research does not constitute investment, legal or tax advice. Data provided in this research should not be viewed as a recommendation or solicitation of an offer to buy or sell any securities or investment strategies. The information in this research is based on current market conditions and may fluctuate and change in the future. No representation or warranty, expressed or implied, is made on behalf of Accelerate as to the accuracy or completeness of the information contained herein. Accelerate does not accept any liability for any direct, indirect or consequential loss or damage suffered by any person as a result of relying on all or any part of this research and any liability is expressly disclaimed. Past performance is not indicative of future results.