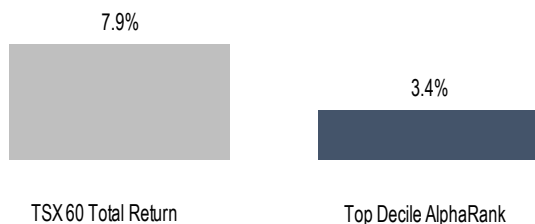
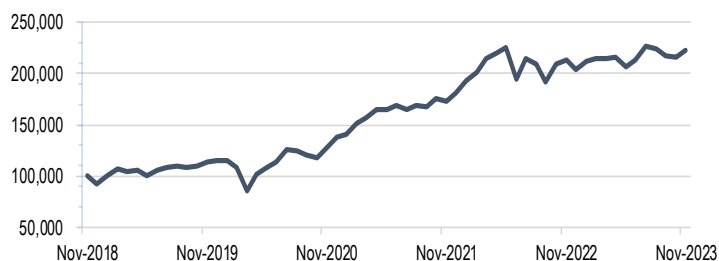

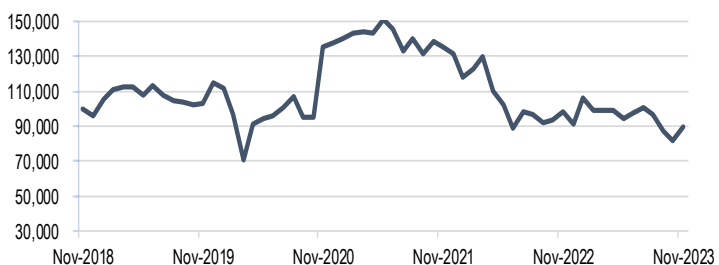


Accelerate *Alpha Rank* - Top Stocks CanadaPast Month Performance of Top Decile *Alpha Rank* PortfolioGrowth of 100K in Top Decile *Alpha Rank* Portfolio over 5 Years

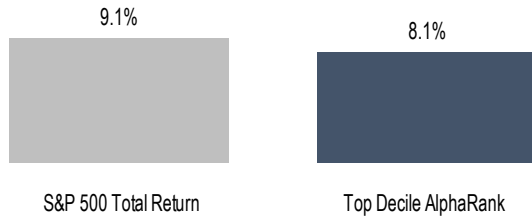
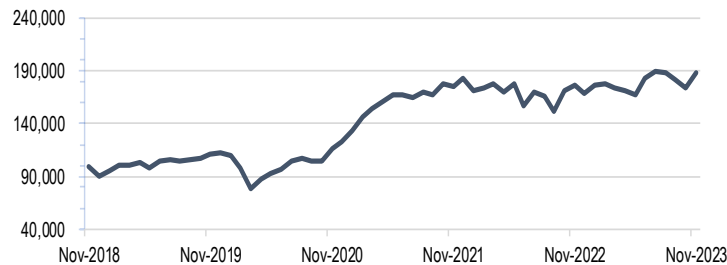
Company	<i>Alpha Rank</i> *	Value	Quality	Price Momentum	Operating Momentum	Trend
BDT	Bird Construction Inc	99.5				
ET	Evertz Technologies Ltd	99.3				
L	Loblaw Cos Ltd	98.8				
NWC	North West Co Inc	98.7				
RUS	Russel Metals Inc	98.5				
WN	George Weston Ltd	98.4				
IMO	Imperial Oil Ltd	98.1				
DR	Medical Facilities Corp	96.5				
CEU	CES Energy Solutions Corp	96.3				
PKI	Parkland Corp	96.2				

Accelerate *Alpha Rank* - Bottom Stocks CanadaPast Month Performance of Bottom Decile *Alpha Rank* PortfolioGrowth of 100K in Bottom Decile *Alpha Rank* Portfolio over 5 Years

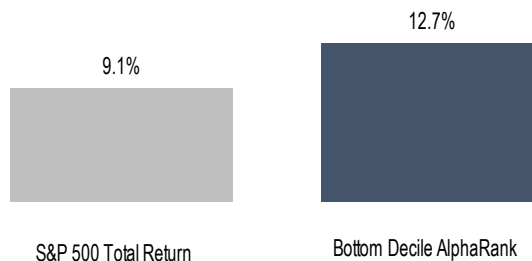
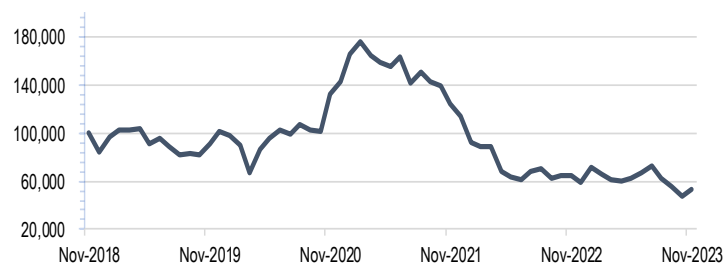
Company	<i>Alpha Rank</i> *	Value	Quality	Price Momentum	Operating Momentum	Trend
IAU	i-80 Gold Corp	0.9				
SKE	Skeena Resources Ltd	1.2				
MTA	Metalla Royalty & Streaming Ltd	1.9				
LEV	Lion Electric Co	2.7				
AMC	Arizona Metals Corp	3.0				
NUAG	New Pacific Metals Corp	3.1				
TLRY	Tilray Brands Inc	3.2				
NOU	Nouveau Monde Graphite Inc	4.1				
LB	Laurentian Bank of Canada	4.4				
CFP	Canfor Corp	4.9				

\* AlphaRank is exclusively produced by Accelerate Financial Technologies Inc. ("Accelerate"). AlphaRank represents Accelerate's equity ranking according to its proprietary multi-factor model. AlphaRank assigns a numeric value from zero (bottom ranked) to 100 (top ranked) based on selected predictive factors. Visit AccelerateShares.com for more information.

Disclaimer: This research does not constitute investment, legal or tax advice. Data provided in this research should not be viewed as a recommendation or solicitation of an offer to buy or sell any securities or investment strategies. The information in this research is based on current market conditions and may fluctuate and change in the future. No representation or warranty, expressed or implied, is made on behalf of Accelerate as to the accuracy or completeness of the information contained herein. Accelerate does not accept any liability for any direct, indirect or consequential loss or damage suffered by any person as a result of relying on all or any part of this research and any liability is expressly disclaimed. Past performance is not indicative of future results.

Accelerate *Alpha Rank* - Top Stocks USPast Month Performance of Top Decile *Alpha Rank* PortfolioGrowth of 100K in Top Decile *Alpha Rank* Portfolio over 5 Years

Company	<i>Alpha Rank</i> *	Value	Quality	Price Momentum	Operating Momentum	Trend
STLA	Stellantis NV	100.0				
WSM	Williams-Sonoma Inc	100.0				
TOL	Toll Brothers Inc	99.9				
AMWD	American Woodmark Corp	99.9				
BKNG	Booking Holdings Inc	99.9				
RCMT	Rcm Technologies Inc	99.8				
NSIT	Insight Enterprises Inc	99.8				
GIII	G-III Apparel Group Ltd	99.8				
GFF	Griffon Corp	99.8				
EXPE	Expedia Group Inc	99.7				

Accelerate *Alpha Rank* - Bottom Stocks USPast Month Performance of Bottom Decile *Alpha Rank* PortfolioGrowth of 100K in Bottom Decile *Alpha Rank* Portfolio over 5 Years

Company	<i>Alpha Rank</i> *	Value	Quality	Price Momentum	Operating Momentum	Trend
SMR	NuScale Power Corp	0.0				
PLUG	Plug Power Inc	0.1				
ALEC	Alector Inc	0.1				
RCUS	Arcus Biosciences Inc	0.1				
MVIS	Microvision Inc	0.2				
AKRO	Akero Therapeutics Inc	0.2				
CRBU	Caribou Bioscience Inc	0.2				
LAZR	Luminar Technologies Inc	0.2				
SNDX	Syndax Pharmaceuticals Inc	0.3				
BLUE	Bluebird Bio Inc	0.3				

\* AlphaRank is exclusively produced by Accelerate Financial Technologies Inc. ("Accelerate"). AlphaRank represents Accelerate's equity ranking according to its proprietary multi-factor model. AlphaRank assigns a numeric value from zero (bottom ranked) to 100 (top ranked) based on selected predictive factors. Visit AccelerateShares.com for more information.

Disclaimer: This research does not constitute investment, legal or tax advice. Data provided in this research should not be viewed as a recommendation or solicitation of an offer to buy or sell any securities or investment strategies. The information in this research is based on current market conditions and may fluctuate and change in the future. No representation or warranty, expressed or implied, is made on behalf of Accelerate as to the accuracy or completeness of the information contained herein. Accelerate does not accept any liability for any direct, indirect or consequential loss or damage suffered by any person as a result of relying on all or any part of this research and any liability is expressly disclaimed. Past performance is not indicative of future results.