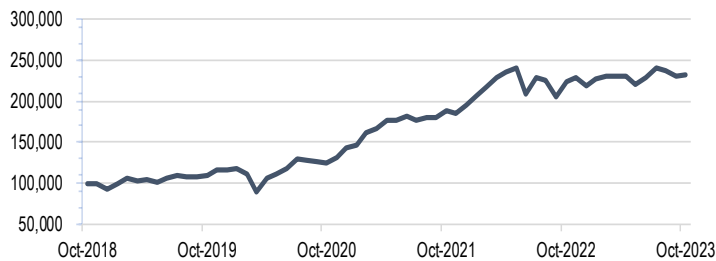


Accelerate **Alpha Rank** - Top Stocks Canada

Past Month Performance of Top Decile Alpha Rank Portfolio



Growth of 100K in Top Decile Alpha Rank Portfolio over 5 Years



Company	Alpha Rank*	Value	Quality	Price Momentum	Operating Momentum	Trend
PXT	Parex Resources Inc	99.8	██████████	██████████	██████████	██████████
BDT	Bird Construction Inc	99.5	██████████	██████████	██████████	██████████
HPS.A	Hammond Power Solutions Inc	99.3	██████████	██████████	██████████	██████████
NVA	NuVista Energy Ltd	99.3	██████████	██████████	██████████	██████████
BDGI	Badger Infrastructure Solution	98.4	██████████	██████████	██████████	██████████
RUS	Russel Metals Inc	98.0	██████████	██████████	██████████	██████████
MEG	MEG Energy Corp	98.0	██████████	██████████	██████████	██████████
SJ	Stella-Jones Inc	97.8	██████████	██████████	██████████	██████████
FFH	Fairfax Financial Holdings Ltd	97.4	██████████	██████████	██████████	██████████
CEU	CES Energy Solutions Corp	97.3	██████████	██████████	██████████	██████████

Accelerate **Alpha Rank** - Bottom Stocks Canada

Past Month Performance of Bottom Decile Alpha Rank Portfolio



Growth of 100K in Bottom Decile Alpha Rank Portfolio over 5 Years



Company	Alpha Rank*	Value	Quality	Price Momentum	Operating Momentum	Trend
TLRY	Tilray Brands Inc	2.4	██████████	██████████	██████████	██████████
LEV	Lion Electric Co	2.5	██████████	██████████	██████████	██████████
NOU	Nouveau Monde Graphite Inc	2.8	██████████	██████████	██████████	██████████
AMC	Arizona Metals Corp	2.8	██████████	██████████	██████████	██████████
MTA	Metalla Royalty & Streaming Ltd	3.3	██████████	██████████	██████████	██████████
SDE	Spartan Delta Corp	3.9	██████████	██████████	██████████	██████████
OSK	Osisko Mining Inc	4.2	██████████	██████████	██████████	██████████
SLS	Solaris Resources Inc	5.1	██████████	██████████	██████████	██████████
FIL	Filo Corp	5.4	██████████	██████████	██████████	██████████
NUAG	New Pacific Metals Corp	5.4	██████████	██████████	██████████	██████████

* AlphaRank is exclusively produced by Accelerate Financial Technologies Inc. ("Accelerate"). AlphaRank represents Accelerate's equity ranking according to its proprietary multi-factor model. AlphaRank assigns a numeric value from zero (bottom ranked) to 100 (top ranked) based on selected predictive factors. Visit AccelerateShares.com for more information.

Disclaimer: This research does not constitute investment, legal or tax advice. Data provided in this research should not be viewed as a recommendation or solicitation of an offer to buy or sell any securities or investment strategies. The information in this research is based on current market conditions and may fluctuate and change in the future. No representation or warranty, expressed or implied, is made on behalf of Accelerate as to the accuracy or completeness of the information contained herein. Accelerate does not accept any liability for any direct, indirect or consequential loss or damage suffered by any person as a result of relying on all or any part of this research and any liability is expressly disclaimed. Past performance is not indicative of future results.

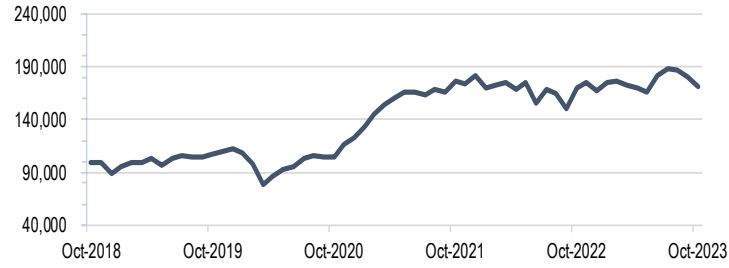
Accelerate *Alpha Rank* - Top Stocks USPast Month Performance of Top Decile *Alpha Rank* Portfolio

-2.1%

S&P 500 Total Return

-4.9%

Top Decile AlphaRank

Growth of 100K in Top Decile *Alpha Rank* Portfolio over 5 Years

Company	<i>Alpha Rank</i> *	Value	Quality	Price Momentum	Operating Momentum	Trend
EXPE	Expedia Group Inc	100.0				
GPOR	Gulfport Energy Corp	100.0				
BKNG	Booking Holdings Inc	99.9				
LBRT	Liberty Energy Inc	99.9				
FIX	Comfort Systems USA Inc	99.9				
DECK	Deckers Outdoor Corp	99.8				
BBSI	Barrett Business Services Inc	99.8				
ORLY	O'Reilly Automotive Inc	99.8				
LOPE	Grand Canyon Education Inc	99.7				
MUSA	Murphy USA Inc	99.7				

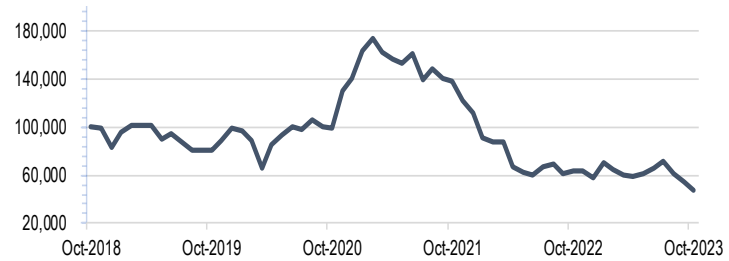
Accelerate *Alpha Rank* - Bottom Stocks USPast Month Performance of Bottom Decile *Alpha Rank* Portfolio

-2.1%

S&P 500 Total Return

-12.8%

Bottom Decile AlphaRank

Growth of 100K in Bottom Decile *Alpha Rank* Portfolio over 5 Years

Company	<i>Alpha Rank</i> *	Value	Quality	Price Momentum	Operating Momentum	Trend
CRBU	Caribou Bioscience Inc	0.0				
AKRO	Akero Therapeutics Inc	0.1				
RCUS	Arcus Biosciences Inc	0.1				
TVTX	Traverse Therapeutics Inc	0.1				
LAZR	Luminar Technologies Inc	0.2				
XNCR	Xencor Inc	0.2				
SNDX	Syndax Pharmaceuticals Inc	0.2				
ETNB	89Bio Inc	0.2				
PLUG	Plug Power Inc	0.3				
ASTS	AST SpaceMobile Inc	0.3				

* AlphaRank is exclusively produced by Accelerate Financial Technologies Inc. ("Accelerate"). AlphaRank represents Accelerate's equity ranking according to its proprietary multi-factor model. AlphaRank assigns a numeric value from zero (bottom ranked) to 100 (top ranked) based on selected predictive factors. Visit AccelerateShares.com for more information.

Disclaimer: This research does not constitute investment, legal or tax advice. Data provided in this research should not be viewed as a recommendation or solicitation of an offer to buy or sell any securities or investment strategies. The information in this research is based on current market conditions and may fluctuate and change in the future. No representation or warranty, expressed or implied, is made on behalf of Accelerate as to the accuracy or completeness of the information contained herein. Accelerate does not accept any liability for any direct, indirect or consequential loss or damage suffered by any person as a result of relying on all or any part of this research and any liability is expressly disclaimed. Past performance is not indicative of future results.