

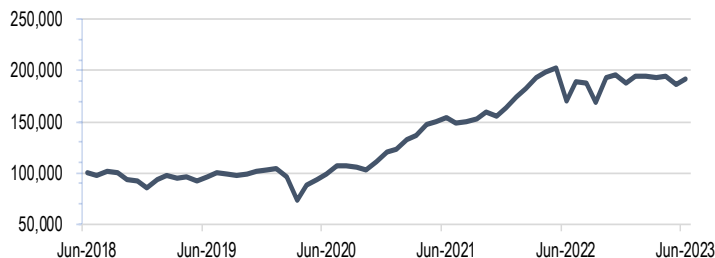


## Accelerate *Alpha Rank* - Top Stocks Canada

Past Month Performance of Top Decile *Alpha Rank* Portfolio



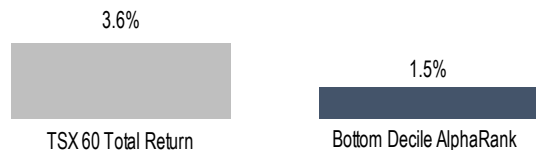
Growth of 100K in Top Decile *Alpha Rank* Portfolio over 5 Years



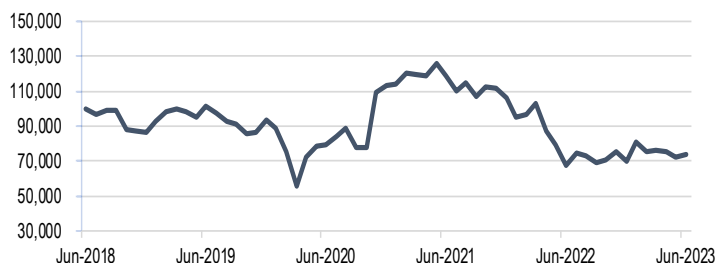
Company	<i>Alpha Rank</i> *	Value	Quality	Price Momentum	Operating Momentum	Trend
MATR Shawcor Ltd	99.7	██████████	██████████	██████████	██████████	██████████
TCW Trican Well Service Ltd	99.3	██████████	██████████	██████████	██████████	██████████
DOO BRP Inc	99.2	██████████	██████████	██████████	██████████	██████████
RUS Russel Metals Inc	99.0	██████████	██████████	██████████	██████████	██████████
NOA North American Construction Group Ltd	98.9	██████████	██████████	██████████	██████████	██████████
TOT Total Energy Services Inc	98.7	██████████	██████████	██████████	██████████	██████████
ARX ARC Resources Ltd	98.4	██████████	██████████	██████████	██████████	██████████
HPS.A Hammond Power Solutions Inc	98.1	██████████	██████████	██████████	██████████	██████████
FTT Finning International Inc	97.8	██████████	██████████	██████████	██████████	██████████
ATD Alimentation Couche-Tard Inc	97.7	██████████	██████████	██████████	██████████	██████████

## Accelerate *Alpha Rank* - Bottom Stocks Canada

Past Month Performance of Bottom Decile *Alpha Rank* Portfolio



Growth of 100K in Bottom Decile *Alpha Rank* Portfolio over 5 Years



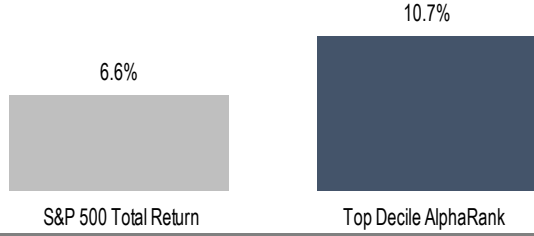
Company	<i>Alpha Rank</i> *	Value	Quality	Price Momentum	Operating Momentum	Trend
TLRY Tilray Brands Inc	0.2	██████████	██████████	██████████	██████████	██████████
NOU Nouveau Monde Graphite Inc	1.7	██████████	██████████	██████████	██████████	██████████
LEV Lion Electric Co/The	1.8	██████████	██████████	██████████	██████████	██████████
NB NioCorp Developments Ltd	2.1	██████████	██████████	██████████	██████████	██████████
ISO IsoEnergy Ltd	2.3	██████████	██████████	██████████	██████████	██████████
GLXY Galaxy Digital Holdings Ltd	3.8	██████████	██████████	██████████	██████████	██████████
AMC Arizona Metals Corp	4.6	██████████	██████████	██████████	██████████	██████████
PTK Poet Technologies Inc	5.2	██████████	██████████	██████████	██████████	██████████
CFP Canfor Corp	5.7	██████████	██████████	██████████	██████████	██████████
SKE Skeena Resources Ltd	6.1	██████████	██████████	██████████	██████████	██████████

\* AlphaRank is exclusively produced by Accelerate Financial Technologies Inc. ("Accelerate"). AlphaRank represents Accelerate's equity ranking according to its proprietary multi-factor model. AlphaRank assigns a numeric value from zero (bottom ranked) to 100 (top ranked) based on selected predictive factors. Visit AccelerateShares.com for more information.  
 Disclaimer: This research does not constitute investment, legal or tax advice. Data provided in this research should not be viewed as a recommendation or solicitation of an offer to buy or sell any securities or investment strategies. The information in this research is based on current market conditions and may fluctuate and change in the future. No representation or warranty, expressed or implied, is made on behalf of Accelerate as to the accuracy or completeness of the information contained herein. Accelerate does not accept any liability for any direct, indirect or consequential loss or damage suffered by any person as a result of relying on all or any part of this research and any liability is expressly disclaimed. Past performance is not indicative of future results.

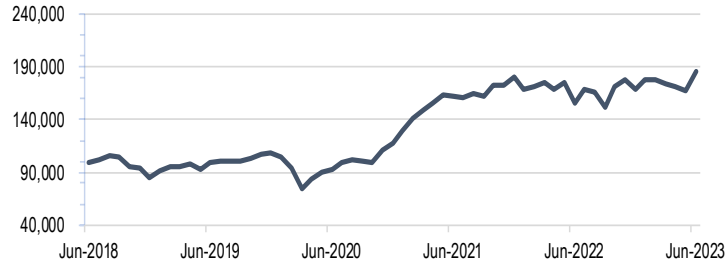


# Accelerate Alpha Rank - Top Stocks US

Past Month Performance of Top Decile Alpha Rank Portfolio



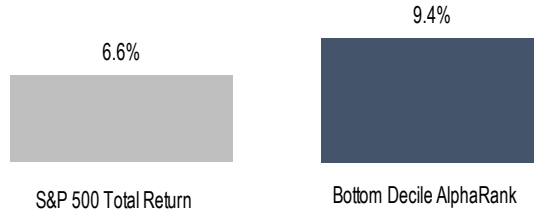
Growth of 100K in Top Decile Alpha Rank Portfolio over 5 Years



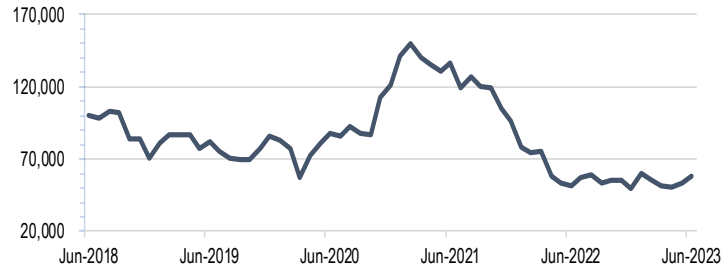
Company	Alpha Rank*	Value	Quality	Price Momentum	Operating Momentum	Trend
SCPL Sciplay Corp	100.0	█	█	█	█	█
EPM Evolution Petroleum Corp	100.0	█	█	█	█	█
STLA Stellantis NV	99.9	█	█	█	█	█
MHO M/I Homes Inc	99.9	█	█	█	█	█
IDCC InterDigital Inc	99.9	█	█	█	█	█
CPA Copa Holdings SA	99.9	█	█	█	█	█
AN AutoNation Inc	99.8	█	█	█	█	█
UPBD Upbound Group Inc	99.8	█	█	█	█	█
IBP Installed Building Products Inc	99.8	█	█	█	█	█
TMHC Taylor Morrison Home Corp	99.7	█	█	█	█	█

# Accelerate Alpha Rank - Bottom Stocks US

Past Month Performance of Bottom Decile Alpha Rank Portfolio



Growth of 100K in Bottom Decile Alpha Rank Portfolio over 5 Years



Company	Alpha Rank*	Value	Quality	Price Momentum	Operating Momentum	Trend
ENTA Enanta Pharmaceuticals Inc	0.0	█	█	█	█	█
NRIX Nurix Therapeutics Inc	0.1	█	█	█	█	█
ARQT Arcutis Biotherapeutics Inc	0.1	█	█	█	█	█
DSGN Design Therapeutics Inc	0.1	█	█	█	█	█
GBIO Generation Bio Co	0.1	█	█	█	█	█
LYRA Lyra Therapeutics Inc	0.2	█	█	█	█	█
ERAS Erasca Inc	0.2	█	█	█	█	█
CARM Carisma Therapeutics Inc	0.3	█	█	█	█	█
VERV Verve Therapeutics Inc	0.3	█	█	█	█	█
MRTX Mirati Therapeutics Inc	0.3	█	█	█	█	█

\* AlphaRank is exclusively produced by Accelerate Financial Technologies Inc. ("Accelerate"). AlphaRank represents Accelerate's equity ranking according to its proprietary multi-factor model. AlphaRank assigns a numeric value from zero (bottom ranked) to 100 (top ranked) based on selected predictive factors. Visit AccelerateShares.com for more information.  
 Disclaimer: This research does not constitute investment, legal or tax advice. Data provided in this research should not be viewed as a recommendation or solicitation of an offer to buy or sell any securities or investment strategies. The information in this research is based on current market conditions and may fluctuate and change in the future. No representation or warranty, expressed or implied, is made on behalf of Accelerate as to the accuracy or completeness of the information contained herein. Accelerate does not accept any liability for any direct, indirect or consequential loss or damage suffered by any person as a result of relying on all or any part of this research and any liability is expressly disclaimed. Past performance is not indicative of future results.