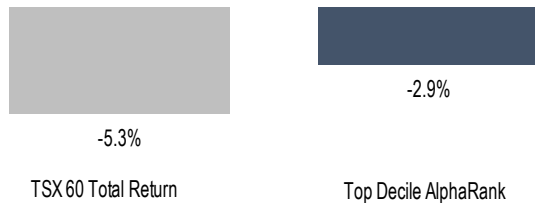
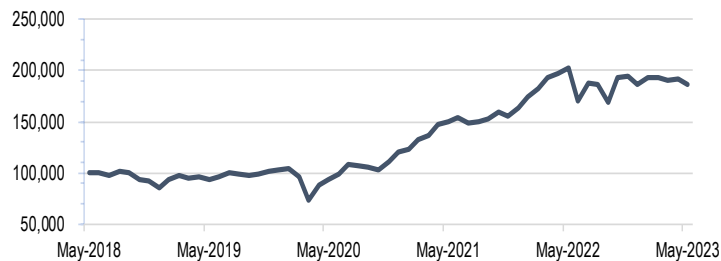


Accelerate **Alpha Rank** - Top Stocks Canada

Past Month Performance of Top Decile Alpha Rank Portfolio



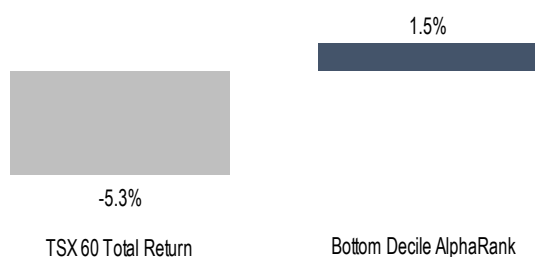
Growth of 100K in Top Decile Alpha Rank Portfolio over 5 Years



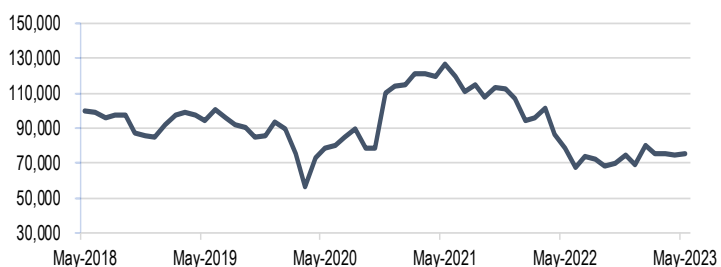
Company	Alpha Rank*	Value	Quality	Price Momentum	Operating Momentum	Trend
NOA	North American Construction Group	99.3				
HPS.A	Hammond Power Solutions Inc	98.5				
ARX	ARC Resources Ltd	98.5				
DOO	BRP Inc	97.7				
TOT	Total Energy Services Inc	97.3				
DOL	Dollarama Inc	97.2				
CNQ	Canadian Natural Resources Ltd	97.0				
FTT	Finnish International Inc	96.4				
MATR	ShawCor Ltd	96.1				
MTL	Mullen Group Ltd	95.9				

Accelerate **Alpha Rank** - Bottom Stocks Canada

Past Month Performance of Bottom Decile Alpha Rank Portfolio



Growth of 100K in Bottom Decile Alpha Rank Portfolio over 5 Years



Company	Alpha Rank*	Value	Quality	Price Momentum	Operating Momentum	Trend
TLRY	Tilray Brands Inc	0.6				
NOU	Nouveau Monde Graphite Inc	1.3				
LEV	Lion Electric Co/The	1.5				
ISO	IsoEnergy Ltd	2.0				
AMC	Arizona Metals Corp	4.5				
SLI	Standard Lithium Ltd	5.5				
GLXY	Galaxy Digital Holdings Ltd	5.8				
SKE	Skeena Resources Ltd	6.6				
FIL	Filo Mining Corp	6.9				
LGO	Largo Inc	7.2				

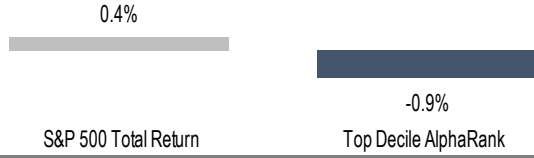
* AlphaRank is exclusively produced by Accelerate Financial Technologies Inc. ("Accelerate"). AlphaRank represents Accelerate's equity ranking according to its proprietary multi-factor model. AlphaRank assigns a numeric value from zero (bottom ranked) to 100 (top ranked) based on selected predictive factors. Visit AccelerateShares.com for more information.

Disclaimer: This research does not constitute investment, legal or tax advice. Data provided in this research should not be viewed as a recommendation or solicitation of an offer to buy or sell any securities or investment strategies. The information in this research is based on current market conditions and may fluctuate and change in the future. No representation or warranty, expressed or implied, is made on behalf of Accelerate as to the accuracy or completeness of the information contained herein. Accelerate does not accept any liability for any direct, indirect or consequential loss or damage suffered by any person as a result of relying on all or any part of this research and any liability is expressly disclaimed. Past performance is not indicative of future results.

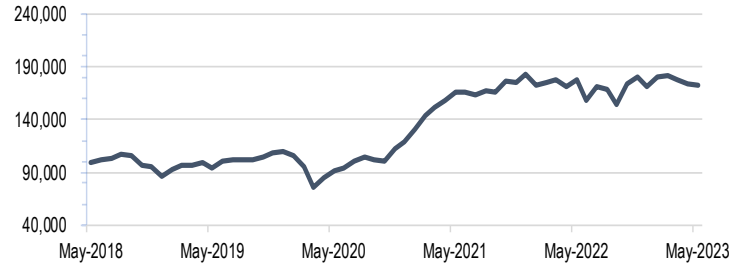


Accelerate Alpha Rank - Top Stocks US

Past Month Performance of Top Decile Alpha Rank Portfolio



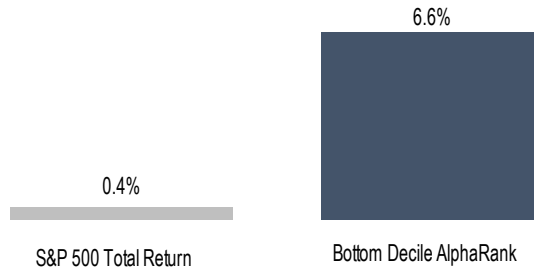
Growth of 100K in Top Decile Alpha Rank Portfolio over 5 Years



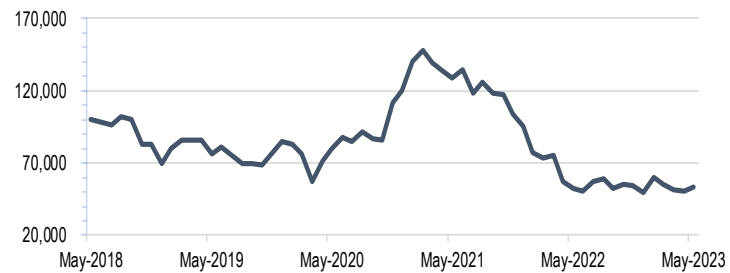
Company	Alpha Rank*	Value	Quality	Price Momentum	Operating Momentum	Trend
IDCC InterDigital Inc	100.0					
SCPL Sciplay Corp	100.0					
UPBD Upbound Group Inc	99.9					
CPA Copa Holdings Sa	99.9					
EPM Evolution Petroleum Corp	99.9					
TGLS Tecnoglass Inc	99.9					
CAH Cardinal Health Inc	99.8					
IBP Installed Building Products In	99.8					
TMHC Taylor Morrison Home Corp	99.8					
META Meta Platforms Inc	99.7					

Accelerate Alpha Rank - Bottom Stocks US

Past Month Performance of Bottom Decile Alpha Rank Portfolio



Growth of 100K in Bottom Decile Alpha Rank Portfolio over 5 Years



Company	Alpha Rank*	Value	Quality	Price Momentum	Operating Momentum	Trend
ENTA Enanta Pharmaceuticals Inc	0.0					
ARQT Arcutis Biotherapeutics Inc	0.1					
ERAS Erasca Inc	0.1					
LCID Lucid Group Inc	0.1					
RBOT Vicarious Surgical Inc	0.1					
RUN Sunrun Inc	0.2					
RLYB Rallybio Corp	0.2					
ARVN Arvinas Inc	0.2					
GLUE Monte Rosa Therapeutics Inc	0.3					
BYND Beyond Meat Inc	0.3					

* AlphaRank is exclusively produced by Accelerate Financial Technologies Inc. ("Accelerate"). AlphaRank represents Accelerate's equity ranking according to its proprietary multi-factor model. AlphaRank assigns a numeric value from zero (bottom ranked) to 100 (top ranked) based on selected predictive factors. Visit AccelerateShares.com for more information.
 Disclaimer: This research does not constitute investment, legal or tax advice. Data provided in this research should not be viewed as a recommendation or solicitation of an offer to buy or sell any securities or investment strategies. The information in this research is based on current market conditions and may fluctuate and change in the future. No representation or warranty, expressed or implied, is made on behalf of Accelerate as to the accuracy or completeness of the information contained herein. Accelerate does not accept any liability for any direct, indirect or consequential loss or damage suffered by any person as a result of relying on all or any part of this research and any liability is expressly disclaimed. Past performance is not indicative of future results.