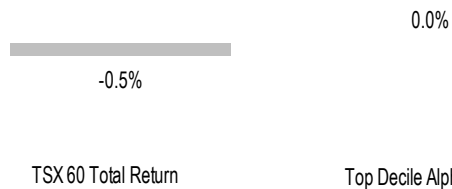


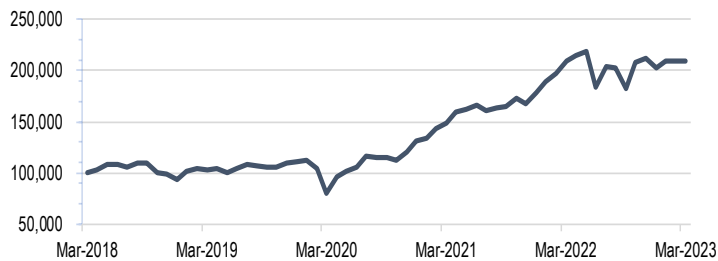


Accelerate Alpha Rank - Top Stocks Canada

Past Month Performance of Top Decile Alpha Rank Portfolio



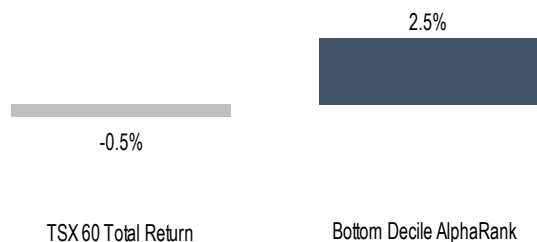
Growth of 100K in Top Decile Alpha Rank Portfolio over 5 Years



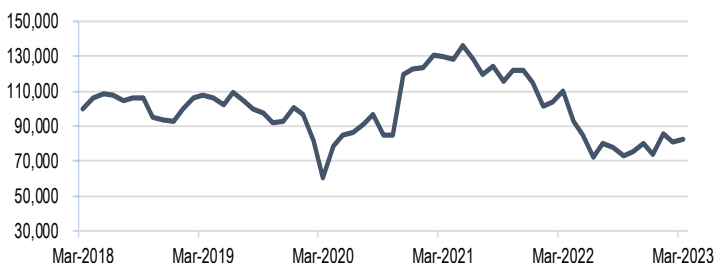
Company	Alpha Rank*	Value	Quality	Price Momentum	Operating Momentum	Trend
DPM	Dundee Precious Metals Inc	99.8				
PXT	Parex Resources Inc	99.7				
NOA	North American Construction Group	99.6				
FEC	Frontier Energy Corp	99.4				
IMO	Imperial Oil Ltd	99.1				
DOO	BRP Inc	98.4				
HPS.A	Hammond Power Solutions Inc	98.0				
MEG	MEG Energy Corp	97.9				
RY	Royal Bank of Canada	97.8				
NVA	NuVista Energy Ltd	97.8				

Accelerate Alpha Rank - Bottom Stocks Canada

Past Month Performance of Bottom Decile Alpha Rank Portfolio



Growth of 100K in Bottom Decile Alpha Rank Portfolio over 5 Years



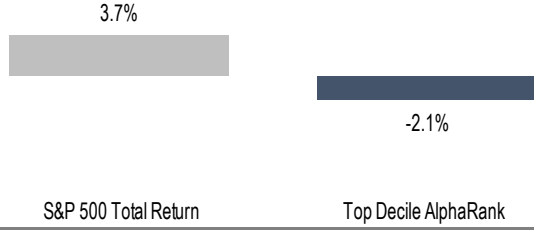
Company	Alpha Rank*	Value	Quality	Price Momentum	Operating Momentum	Trend
WEED	Canopy Growth Corp	1.2				
LEV	Lion Electric Co/The	2.0				
ISO	IsoEnergy Ltd	2.0				
SLI	Standard Lithium Ltd	2.1				
NEXT	NextSource Materials Inc	2.2				
HUT	Hut 8 Mining Corp	2.5				
FL	Frontier Lithium	3.1				
SKE	Skeena Resources Ltd	3.7				
LSPD	Lightspeed Commerce Inc	4.7				
FIL	Filo Mining Corp	4.9				

* AlphaRank is exclusively produced by Accelerate Financial Technologies Inc. ("Accelerate"). AlphaRank represents Accelerate's equity ranking according to its proprietary multi-factor model. AlphaRank assigns a numeric value from zero (bottom ranked) to 100 (top ranked) based on selected predictive factors. Visit AccelerateShares.com for more information.
 Disclaimer: This research does not constitute investment, legal or tax advice. Data provided in this research should not be viewed as a recommendation or solicitation of an offer to buy or sell any securities or investment strategies. The information in this research is based on current market conditions and may fluctuate and change in the future. No representation or warranty, expressed or implied, is made on behalf of Accelerate as to the accuracy or completeness of the information contained herein. Accelerate does not accept any liability for any direct, indirect or consequential loss or damage suffered by any person as a result of relying on all or any part of this research and any liability is expressly disclaimed. Past performance is not indicative of future results.

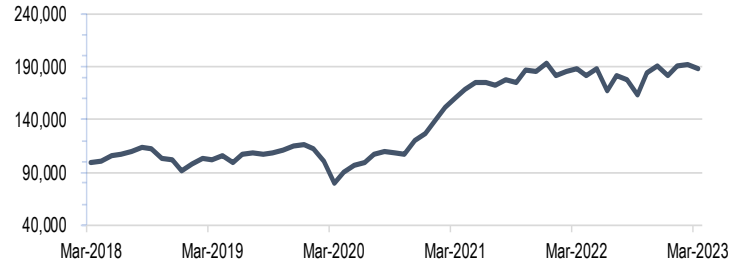


Accelerate Alpha Rank - Top Stocks US

Past Month Performance of Top Decile Alpha Rank Portfolio



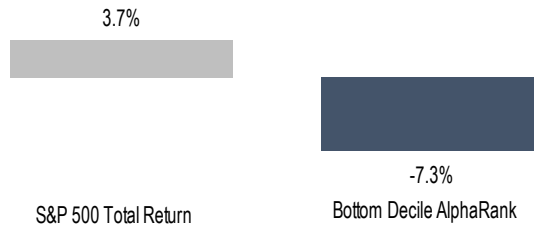
Growth of 100K in Top Decile Alpha Rank Portfolio over 5 Years



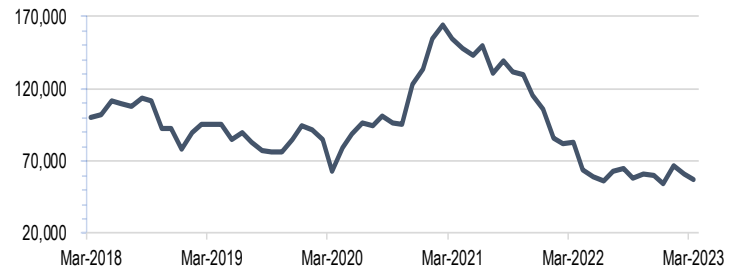
Company	Alpha Rank*	Value	Quality	Price Momentum	Operating Momentum	Trend
STLA Stellantis Nv	100.0	█	█	█	█	█
SCPL Sciplay Corp	100.0	█	█	█	█	█
WIRE Encore Wire Corp	99.9	█	█	█	█	█
STLD Steel Dynamics Inc	99.9	█	█	█	█	█
BLDR Builders FirstSource Inc	99.9	█	█	█	█	█
PHM PulteGroup Inc	99.8	█	█	█	█	█
GPOR Gulfport Energy Corp	99.8	█	█	█	█	█
RS Reliance Steel & Aluminum Co	99.8	█	█	█	█	█
NVR NVR Inc	99.7	█	█	█	█	█
IBP Installed Building Products In	99.7	█	█	█	█	█

Accelerate Alpha Rank - Bottom Stocks US

Past Month Performance of Bottom Decile Alpha Rank Portfolio



Growth of 100K in Bottom Decile Alpha Rank Portfolio over 5 Years



Company	Alpha Rank*	Value	Quality	Price Momentum	Operating Momentum	Trend
PHVS Pharvaris Bv	0.0	█	█	█	█	█
KALV Kalvista Pharmaceuticals	0.1	█	█	█	█	█
LCID Lucid Group Inc	0.1	█	█	█	█	█
FTCI Ftc Solar Inc	0.1	█	█	█	█	█
NN Nextnav Inc	0.1	█	█	█	█	█
COIN Coinbase Global Inc	0.2	█	█	█	█	█
ATRA Atara Biotherapeutics Inc	0.2	█	█	█	█	█
ARVN Arvinas Inc	0.2	█	█	█	█	█
LC LendingClub Corp	0.3	█	█	█	█	█
EDIT Editas Medicine Inc	0.3	█	█	█	█	█

* AlphaRank is exclusively produced by Accelerate Financial Technologies Inc. ("Accelerate"). AlphaRank represents Accelerate's equity ranking according to its proprietary multi-factor model. AlphaRank assigns a numeric value from zero (bottom ranked) to 100 (top ranked) based on selected predictive factors. Visit AccelerateShares.com for more information.
 Disclaimer: This research does not constitute investment, legal or tax advice. Data provided in this research should not be viewed as a recommendation or solicitation of an offer to buy or sell any securities or investment strategies. The information in this research is based on current market conditions and may fluctuate and change in the future. No representation or warranty, expressed or implied, is made on behalf of Accelerate as to the accuracy or completeness of the information contained herein. Accelerate does not accept any liability for any direct, indirect or consequential loss or damage suffered by any person as a result of relying on all or any part of this research and any liability is expressly disclaimed. Past performance is not indicative of future results.