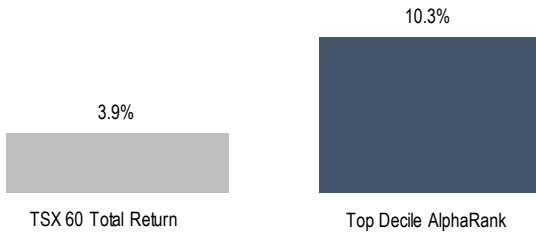


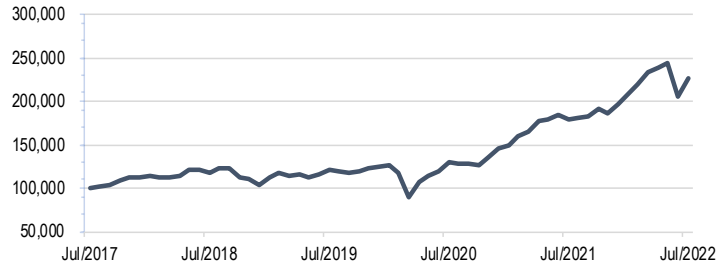


Accelerate Alpha Rank - Top Stocks Canada

Past Month Performance of Top Decile Alpha Rank Portfolio



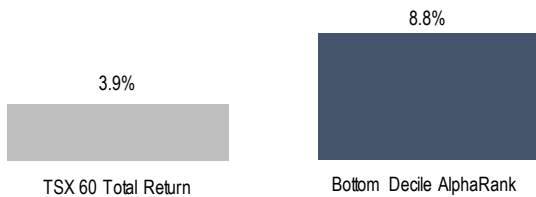
Growth of 100K in Top Decile Alpha Rank Portfolio over 5 Years



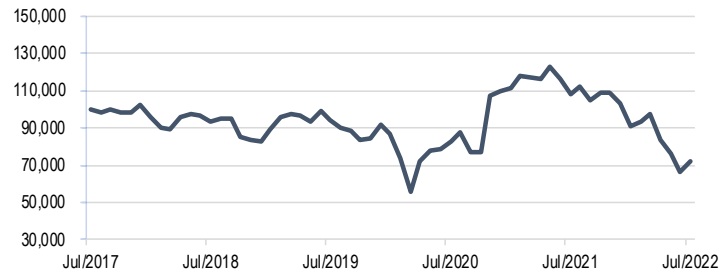
Company	Alpha Rank*	Value	Quality	Price Momentum	Operating Momentum	Trend
CJ Cardinal Energy Ltd	99.4					
L Loblaw Cos Ltd	99.3					
PSI Pason Systems Inc	98.7					
WCP Whitecap Resources Inc	98.2					
MTL Mullen Group Ltd	98.1					
AAV Advantage Energy Ltd	98.0					
IPCO International Petroleum Corp	97.8					
IFC Intact Financial Corp	97.8					
TFII TFI International Inc	97.6					
IMO Imperial Oil Ltd	97.5					

Accelerate Alpha Rank - Bottom Stocks Canada

Past Month Performance of Bottom Decile Alpha Rank Portfolio



Growth of 100K in Bottom Decile Alpha Rank Portfolio over 5 Years



Company	Alpha Rank*	Value	Quality	Price Momentum	Operating Momentum	Trend
PTK Poet Technologies Inc	0.7					
WPRT Westport Fuel Systems Inc	1.3					
SLI Standard Lithium Ltd	2.7					
CMMC Copper Mountain Mining Corp	3.1					
TUD Tudor Gold Corp	3.4					
DII.B Dorel Industries Inc	4.7					
MOZ Marathon Gold Corp	4.8					
ARE Aecon Group Inc	5.1					
ESK Eskay Mining Corp	5.9					
GGD GoGold Resources Inc	6.1					

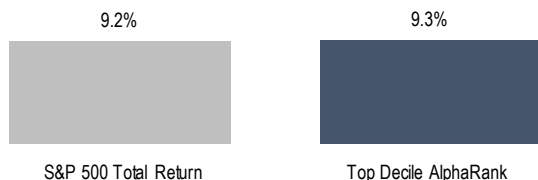
* AlphaRank is exclusively produced by Accelerate Financial Technologies Inc. ("Accelerate"). AlphaRank represents Accelerate's equity ranking according to its proprietary multi-factor model. AlphaRank assigns a numeric value from zero (bottom ranked) to 100 (top ranked) based on selected predictive factors. Visit AccelerateShares.com for more information.

Disclaimer: This research does not constitute investment, legal or tax advice. Data provided in this research should not be viewed as a recommendation or solicitation of an offer to buy or sell any securities or investment strategies. The information in this research is based on current market conditions and may fluctuate and change in the future. No representation or warranty, expressed or implied, is made on behalf of Accelerate as to the accuracy or completeness of the information contained herein. Accelerate does not accept any liability for any direct, indirect or consequential loss or damage suffered by any person as a result of relying on all or any part of this research and any liability is expressly disclaimed. Past performance is not indicative of future results.



Accelerate Alpha Rank - Top Stocks US

Past Month Performance of Top Decile Alpha Rank Portfolio



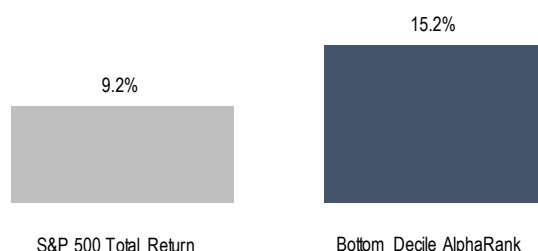
Growth of 100K in Top Decile Alpha Rank Portfolio over 5 Years



Company	Alpha Rank*	Value	Quality	Price Momentum	Operating Momentum	Trend
HRB	H&R Block Inc	100.0				
WIRE	Encore Wire Corp	100.0				
MUSA	Murphy USA Inc	99.9				
AN	AutoNation Inc	99.9				
VET	Vermilion Energy Inc	99.9				
GPI	Group 1 Automotive Inc	99.9				
PBF	PBF Energy Inc	99.8				
AZO	AutoZone Inc	99.8				
CVLG	Covenant Logistics Group Inc	99.8				
PTSI	PAM Transportation Services Inc	99.7				

Accelerate Alpha Rank - Bottom Stocks US

Past Month Performance of Bottom Decile Alpha Rank Portfolio



Growth of 100K in Bottom Decile Alpha Rank Portfolio over 5 Years



Company	Alpha Rank*	Value	Quality	Price Momentum	Operating Momentum	Trend
INO	Inovio Pharmaceuticals Inc	0.0				
WKHS	Workhorse Group Inc	0.1				
STRY	Starry Group Holdings Inc	0.1				
SPCE	Virgin Galactic Holdings Inc	0.1				
FDMT	4D Molecular Ther Inc	0.1				
NKLA	Nikola Corp	0.2				
MRTX	Mirati Therapeutics Inc	0.2				
RPTX	Repare Therapeutic Inc	0.2				
SRNE	Sorrento Therapeutics Inc	0.3				
KYMR	Kymera Therapeutic Inc	0.3				

* AlphaRank is exclusively produced by Accelerate Financial Technologies Inc. ("Accelerate"). AlphaRank represents Accelerate's equity ranking according to its proprietary multi-factor model. AlphaRank assigns a numeric value from zero (bottom ranked) to 100 (top ranked) based on selected predictive factors. Visit AccelerateShares.com for more information.

Disclaimer: This research does not constitute investment, legal or tax advice. Data provided in this research should not be viewed as a recommendation or solicitation of an offer to buy or sell any securities or investment strategies. The information in this research is based on current market conditions and may fluctuate and change in the future. No representation or warranty, expressed or implied, is made on behalf of Accelerate as to the accuracy or completeness of the information contained herein. Accelerate does not accept any liability for any direct, indirect or consequential loss or damage suffered by any person as a result of relying on all or any part of this research and any liability is expressly disclaimed. Past performance is not indicative of future results.