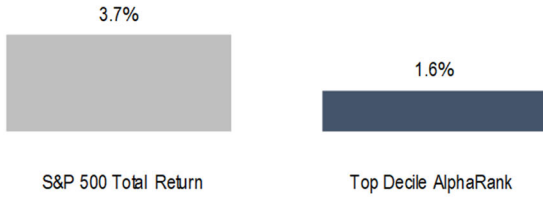


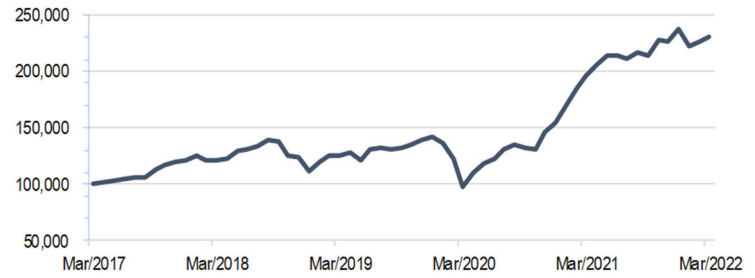


## Accelerate Alpha Rank - Top Stocks US

Past Month Performance of Top Decile Alpha Rank Portfolio



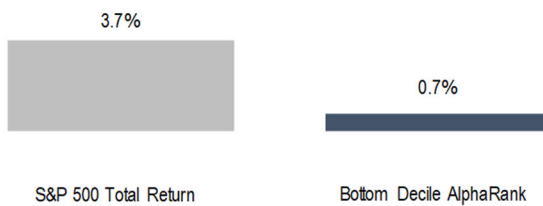
Growth of 100K in Top Decile Alpha Rank Portfolio over 5 Years



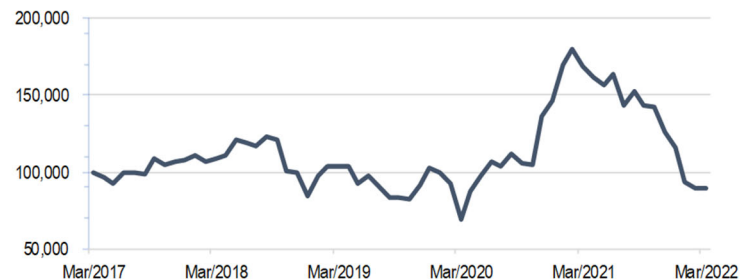
Company	Alpha Rank*	Value	Quality	Price Momentum	Operating Momentum	Trend
PDCE	PDC Energy Inc	100.0				
NUE	Nucor Corp	99.9				
OW	Ovintiv Inc	99.9				
CF	CF Industries Holdings Inc	99.9				
CNX	CNX Resources Corp	99.9				
MRO	Marathon Oil Corp	99.8				
STLD	Steel Dynamics Inc	99.8				
RRC	Range Resources Corp	99.7				
WLL	Whiting Petroleum Corp	99.7				
IMKTA	Ingles Markets Inc	99.7				

## Accelerate Alpha Rank - Bottom Stocks US

Past Month Performance of Bottom Decile Alpha Rank Portfolio



Growth of 100K in Bottom Decile Alpha Rank Portfolio over 5 Years



Company	Alpha Rank*	Value	Quality	Price Momentum	Operating Momentum	Trend
ESPR	Esperion Therapeutics Inc	0.0				
PLXP	Plx Pharma Inc	0.1				
FUV	Arcimoto Inc	0.1				
CELC	Celcuity Inc	0.1				
REKR	Rekor Systems Inc	0.1				
NETI	Eneti Inc	0.2				
PRTK	Paratek Pharmaceuticals Inc	0.2				
PLSE	Pulse Biosciences Inc	0.2				
SURF	Surface Oncology Inc	0.2				
INO	Inovio Pharmaceuticals Inc	0.3				

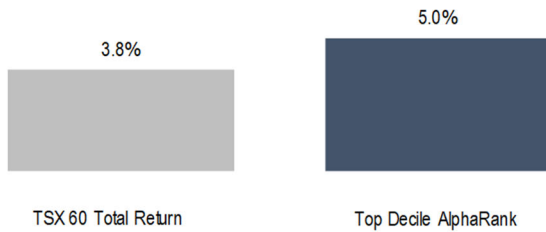
\* AlphaRank is exclusively produced by Accelerate Financial Technologies Inc. ("Accelerate"). AlphaRank represents Accelerate's equity ranking according to its proprietary multi-factor model. AlphaRank assigns a numeric value from zero (bottom ranked) to 100 (top ranked) based on selected predictive factors. Visit AccelerateShares.com for more information.

Disclaimer: This research does not constitute investment, legal or tax advice. Data provided in this research should not be viewed as a recommendation or solicitation of an offer to buy or sell any securities or investment strategies. The information in this research is based on current market conditions and may fluctuate and change in the future. No representation or warranty, expressed or implied, is made on behalf of Accelerate as to the accuracy or completeness of the information contained herein. Accelerate does not accept any liability for any direct, indirect or consequential loss or damage suffered by any person as a result of relying on all or any part of this research and any liability is expressly disclaimed. Past performance is not indicative of future results.

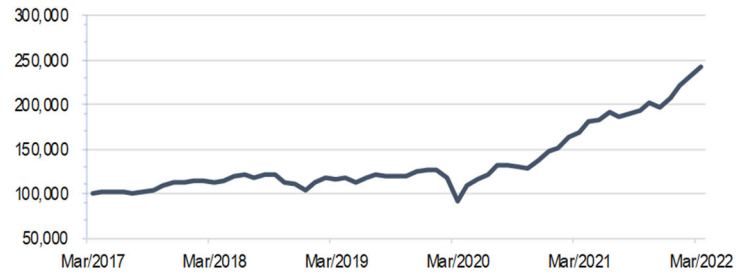


## Accelerate *Alpha* Rank - Top Stocks Canada

Past Month Performance of Top Decile *Alpha* Rank Portfolio



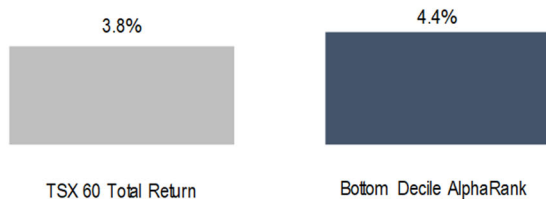
Growth of 100K in Top Decile *Alpha* Rank Portfolio over 5 Years



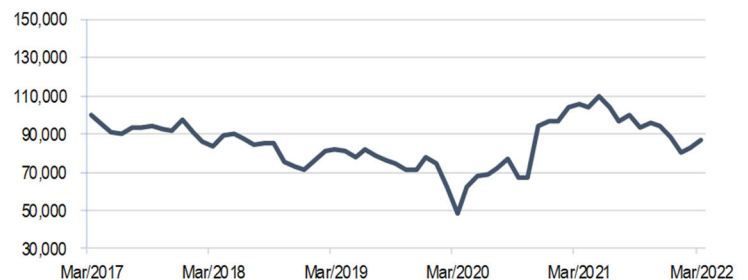
Company	<i>Alpha</i> Rank*	Value	Quality	Price Momentum	Operating Momentum	Trend
STLC	Stelco Holdings Inc	100.0				
BTE	Baytex Energy Corp	99.8				
AAV	Advantage Energy Ltd	99.8				
CNQ	Canadian Natural Resources Ltd	99.6				
CG	Centerra Gold Inc	99.5				
IPCO	International Petroleum Corp	99.5				
ARG	Amerigo Resources Ltd	99.0				
MND	Mandalay Resources Corp	98.9				
DR	Medical Facilities Corp	98.9				
WN	George Weston Ltd	98.8				

## Accelerate *Alpha* Rank - Bottom Stocks Canada

Past Month Performance of Bottom Decile *Alpha* Rank Portfolio



Growth of 100K in Bottom Decile *Alpha* Rank Portfolio over 5 Years



Company	<i>Alpha</i> Rank*	Value	Quality	Price Momentum	Operating Momentum	Trend
XBC	Xebec Adsorption Inc	0.4				
ONC	Oncolytics Biotech Inc	0.8				
FOOD	Goodfood Market Corp	0.9				
LSPD	Lightspeed Commerce Inc	1.8				
CRDL	Cardiol Therapeutics Inc	3.2				
PPTA	Perpetua Resources Corp	3.6				
PTK	Poet Technologies Inc	4.0				
VMC	Vicinity Motor Corp	4.2				
AR	Argonaut Gold Inc	4.4				
OYL	CGX Energy Inc	5.2				

\* *Alpha*Rank is exclusively produced by Accelerate Financial Technologies Inc. ("Accelerate"). *Alpha*Rank represents Accelerate's equity ranking according to its proprietary multi-factor model. *Alpha*Rank assigns a numeric value from zero (bottom ranked) to 100 (top ranked) based on selected predictive factors. Visit AccelerateShares.com for more information.

Disclaimer: This research does not constitute investment, legal or tax advice. Data provided in this research should not be viewed as a recommendation or solicitation of an offer to buy or sell any securities or investment strategies. The information in this research is based on current market conditions and may fluctuate and change in the future. No representation or warranty, expressed or implied, is made on behalf of Accelerate as to the accuracy or completeness of the information contained herein. Accelerate does not accept any liability for any direct, indirect or consequential loss or damage suffered by any person as a result of relying on all or any part of this research and any liability is expressly disclaimed. Past performance is not indicative of future results.