



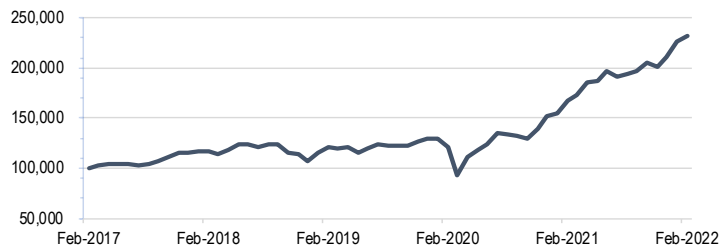
March 2022

# Accelerate Alpha Rank - Top Stocks Canada

Past Month Performance of Top Decile Alpha Rank Portfolio



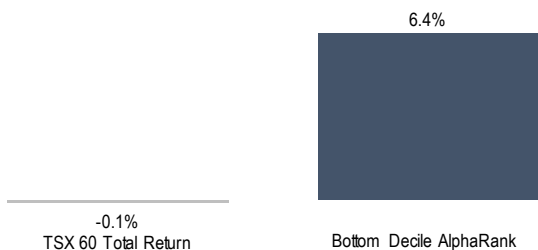
Growth of 100K in Top Decile Alpha Rank Portfolio over 5 Years



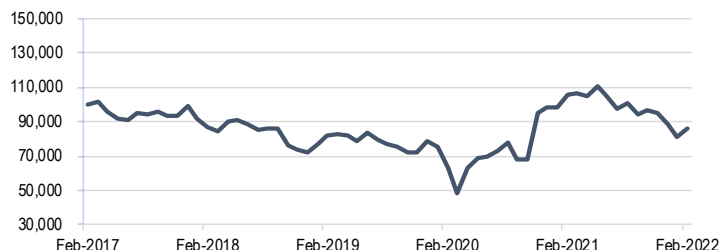
Company	Alpha Rank*	Value	Quality	Price Momentum	Operating Momentum	Trend
SXP	Supremex Inc	99.9				
STLC	Stelco Holdings Inc	99.8				
IPCO	International Petroleum Corp	99.6				
L	Loblaw Cos Ltd	99.6				
PSD	Pulse Seismic Inc	99.5				
CNQ	Canadian Natural Resources Ltd	99.4				
NOA	North American Construction Group	99.2				
ARG	Amerigo Resources Ltd	99.1				
WN	George Weston Ltd	99.0				
WEF	Western Forest Products Inc	98.8				

# Accelerate Alpha Rank - Bottom Stocks Canada

Past Month Performance of Bottom Decile Alpha Rank Portfolio



Growth of 100K in Bottom Decile Alpha Rank Portfolio over 5 Years



Company	Alpha Rank*	Value	Quality	Price Momentum	Operating Momentum	Trend
ONC	Oncolytics Biotech Inc	0.3				
CRDL	Cardiol Therapeutics Inc	0.6				
VMC	Vicinity Motor Corp	2.1				
CWEB	Chartottes Web Hldgs Inc	2.7				
LSPD	Lightspeed Commerce Inc	3.3				
PTK	Poet Technologies Inc	4.1				
PPTA	Perpetua Resources Corp	6.3				
III	Imperial Metals Corp	7.5				
XBC	Xebec Adsorption Inc	8.2				
FOOD	Goodfood Market Corp	8.4				

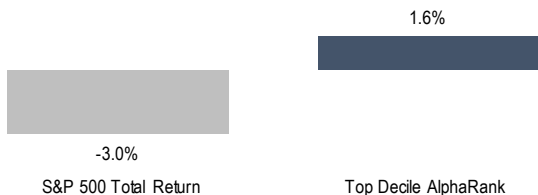
\* AlphaRank is exclusively produced by Accelerate Financial Technologies Inc. ("Accelerate"). AlphaRank represents Accelerate's equity ranking according to its proprietary multi-factor model. AlphaRank assigns a numeric value from zero (bottom ranked) to 100 (top ranked) based on selected predictive factors. Visit AccelerateShares.com for more information.

Disclaimer: This research does not constitute investment, legal or tax advice. Data provided in this research should not be viewed as a recommendation or solicitation of an offer to buy or sell any securities or investment strategies. The information in this research is based on current market conditions and may fluctuate and change in the future. No representation or warranty, expressed or implied, is made on behalf of Accelerate as to the accuracy or completeness of the information contained herein. Accelerate does not accept any liability for any direct, indirect or consequential loss or damage suffered by any person as a result of relying on all or any part of this research and any liability is expressly disclaimed. Past performance is not indicative of future results.

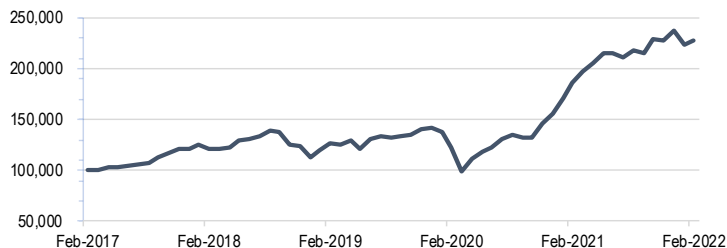


## Accelerate Alpha Rank - Top Stocks US

Past Month Performance of Top Decile Alpha Rank Portfolio




Growth of 100K in Top Decile Alpha Rank Portfolio over 5 Years



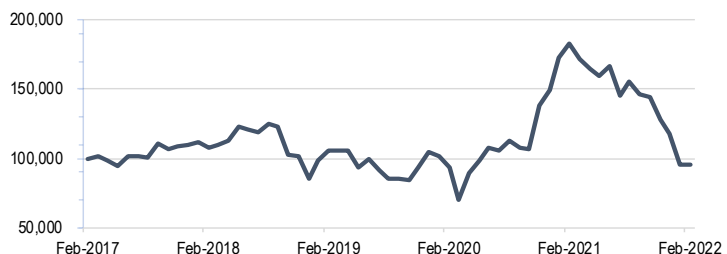
Company	Alpha Rank*	Value	Quality	Price Momentum	Operating Momentum	Trend
INVA	Innoviva Inc	100.0				
NUE	Nucor Corp	100.0				
MATX	Matson Inc	99.9				
GCO	Genesco Inc	99.9				
AZO	AutoZone Inc	99.9				
OWV	Ovintiv Inc	99.8				
AN	AutoNation Inc	99.8				
MRO	Marathon Oil Corp	99.8				
CNX	CNX Resources Corp	99.7				
IMKTA	Ingles Markets Inc	99.7				

## Accelerate Alpha Rank - Bottom Stocks US

Past Month Performance of Bottom Decile Alpha Rank Portfolio



Growth of 100K in Bottom Decile Alpha Rank Portfolio over 5 Years



Company	Alpha Rank*	Value	Quality	Price Momentum	Operating Momentum	Trend
MTEM	Molecular Templates	0.0				
ARCT	Arcturus Therapeutics Hold Inc	0.1				
MGNX	Macrogenics Inc	0.1				
PAVM	PAVmed Inc	0.1				
SCYX	Scynexis Inc	0.1				
TPTX	Turning Point Therape Inc	0.2				
NETI	Eneti Inc	0.2				
BBIO	Bridgebio Pharma Inc	0.2				
CMRX	Chimerix Inc	0.2				
EOSE	Eos Energy Enterprises Inc	0.3				

\* AlphaRank is exclusively produced by Accelerate Financial Technologies Inc. ("Accelerate"). AlphaRank represents Accelerate's equity ranking according to its proprietary multi-factor model. AlphaRank assigns a numeric value from zero (bottom ranked) to 100 (top ranked) based on selected predictive factors. Visit AccelerateShares.com for more information.

Disclaimer: This research does not constitute investment, legal or tax advice. Data provided in this research should not be viewed as a recommendation or solicitation of an offer to buy or sell any securities or investment strategies. The information in this research is based on current market conditions and may fluctuate and change in the future. No representation or warranty, expressed or implied, is made on behalf of Accelerate as to the accuracy or completeness of the information contained herein. Accelerate does not accept any liability for any direct, indirect or consequential loss or damage suffered by any person as a result of relying on all or any part of this research and any liability is expressly disclaimed. Past performance is not indicative of future results.