

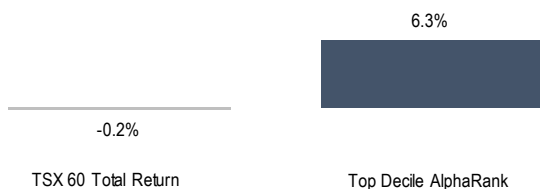


February 2022

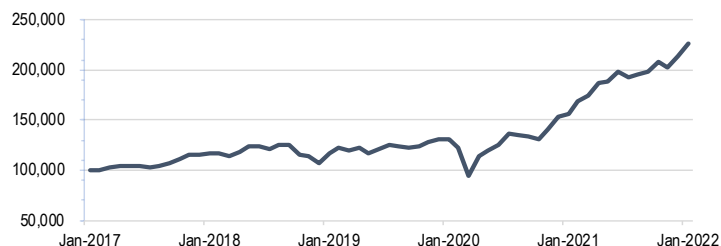

AlphaRank
 AccelerateShares.com

Accelerate *Alpha* Rank - Top Stocks Canada

Past Month Performance of Top Decile *Alpha* Rank Portfolio




Growth of 100K in Top Decile *Alpha* Rank Portfolio over 5 Years



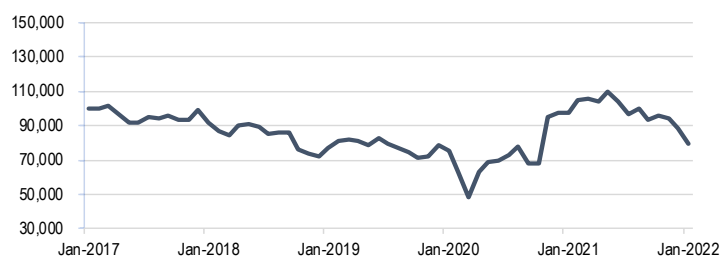
Company	<i>Alpha</i> Rank*	Value	Quality	Price Momentum	Operating Momentum	Trend
ATZ Aritzia Inc	99.3					
STLC Stelco Holdings Inc	99.2					
GBT Bmtc Group Inc	99.2					
L Loblaw Cos Ltd	98.9					
CNQ Canadian Natural Resources Ltd	98.7					
PHX PHX Energy Services Corp	98.5					
NVA NuVista Energy Ltd	98.3					
LNF Leon's Furniture Ltd	98.1					
IFP Interfor Corp	97.9					
FTT Finning International Inc	97.8					

Accelerate *Alpha* Rank - Bottom Stocks Canada

Past Month Performance of Bottom Decile *Alpha* Rank Portfolio



Growth of 100K in Bottom Decile *Alpha* Rank Portfolio over 5 Years



Company	<i>Alpha</i> Rank*	Value	Quality	Price Momentum	Operating Momentum	Trend
CRDL Cardiol Therapeutics Inc	0.5					
VMC Vicinity Motor Corp	0.9					
MDF MDF Commerce Inc	5.2					
SIL SilverCrest Metals Inc	5.4					
FOOD Goodfood Market Corp	5.5					
LSPD Lightspeed Commerce Inc	6.5					
PPTA Perpetua Resources Corp	6.7					
AXU Alexco Resource Corp	7.3					
OGI Organigram Holdings Inc	7.4					
WRN Western Copper & Gold Corp	7.8					

* AlphaRank is exclusively produced by Accelerate Financial Technologies Inc. ("Accelerate"). AlphaRank represents Accelerate's equity ranking according to its proprietary multi-factor model. AlphaRank assigns a numeric value from zero (bottom ranked) to 100 (top ranked) based on selected predictive factors. Visit AccelerateShares.com for more information.

Disclaimer: This research does not constitute investment, legal or tax advice. Data provided in this research should not be viewed as a recommendation or solicitation of an offer to buy or sell any securities or investment strategies. The information in this research is based on current market conditions and may fluctuate and change in the future. No representation or warranty, expressed or implied, is made on behalf of Accelerate as to the accuracy or completeness of the information contained herein. Accelerate does not accept any liability for any direct, indirect or consequential loss or damage suffered by any person as a result of relying on all or any part of this research and any liability is expressly disclaimed. Past performance is not indicative of future results.

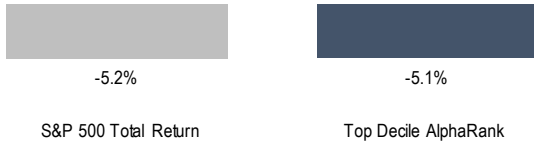


February 2022

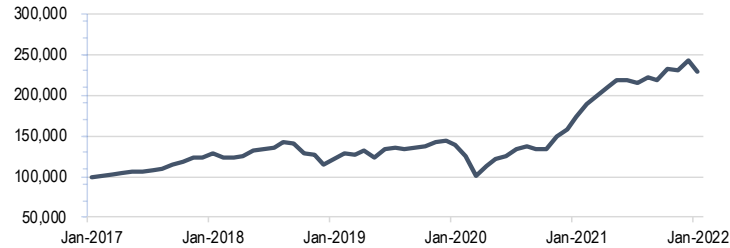

AlphaRank
 AccelerateShares.com

Accelerate *Alpha* Rank - Top Stocks US

Past Month Performance of Top Decile *Alpha* Rank Portfolio



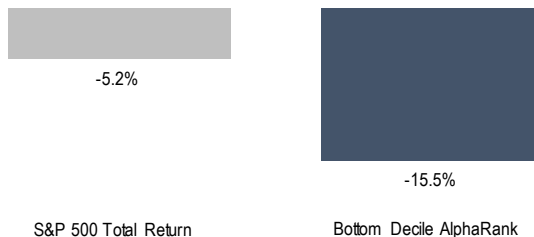
Growth of 100K in Top Decile *Alpha* Rank Portfolio over 5 Years



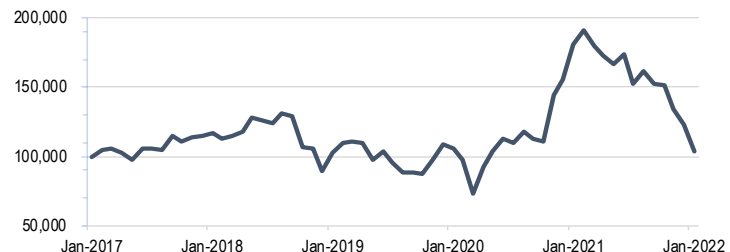
Company	<i>Alpha</i> Rank*	Value	Quality	Price Momentum	Operating Momentum	Trend
LPX Louisiana-Pacific Corp	100.0					
ZIM Zim Integrated Shipp Ser Ltd	100.0					
MATX Matson Inc	99.9					
STX Seagate Technology Holdings	99.9					
ATKR Atkore Inc	99.9					
PTSI PAM Transportation Services Inc	99.9					
APA APA Corp	99.8					
BCC Boise Cascade Co	99.8					
MCK McKesson Corp	99.8					
OAS Oasis Petroleum Inc	99.8					

Accelerate *Alpha* Rank - Bottom Stocks US

Past Month Performance of Bottom Decile *Alpha* Rank Portfolio



Growth of 100K in Bottom Decile *Alpha* Rank Portfolio over 5 Years



Company	<i>Alpha</i> Rank*	Value	Quality	Price Momentum	Operating Momentum	Trend
ARCT Arcturus Therapetcs Hold Inc	0.0					
FUBO fuboTV Inc	0.1					
NVTA Invitae Corp	0.1					
MAXN Maxon Solar Technologie Ltd	0.1					
FMTX Forma Thera Holding Inc	0.1					
CFRX Contrafact Corp	0.2					
PAVM PAVmed Inc	0.2					
MTEM Molecular Templates	0.2					
SYRS Syros Pharmaceuticals Inc	0.2					
BYSI Beyondspring Inc	0.3					

* AlphaRank is exclusively produced by Accelerate Financial Technologies Inc. ("Accelerate"). AlphaRank represents Accelerate's equity ranking according to its proprietary multi-factor model. AlphaRank assigns a numeric value from zero (bottom ranked) to 100 (top ranked) based on selected predictive factors. Visit AccelerateShares.com for more information.

Disclaimer: This research does not constitute investment, legal or tax advice. Data provided in this research should not be viewed as a recommendation or solicitation of an offer to buy or sell any securities or investment strategies. The information in this research is based on current market conditions and may fluctuate and change in the future. No representation or warranty, expressed or implied, is made on behalf of Accelerate as to the accuracy or completeness of the information contained herein. Accelerate does not accept any liability for any direct, indirect or consequential loss or damage suffered by any person as a result of relying on all or any part of this research and any liability is expressly disclaimed. Past performance is not indicative of future results.